



CRIMSON TIDE

BASEBALL

25 NCAA Tournament Appearances » 5 CWS Appearances » 14 SEC Championships » 69 Major League Players



GAMES 23-25



ALABAMA *at* MISSISSIPPI ST.

MARCH 25-27, 2022 / STARKVILLE, MISS.

DUDY NOBLE FIELD (15,000)

TV: SEC NETWORK+ / SEC NETWORK

(PxP: Bart Gregory, Color: Charlie Winfield / PxP: John Schriffen, Color: David Dellucci)

RADIO: CRIMSON TIDE SPORTS NETWORK

(Play-By-Play: Chris Stewart, Color: Roger Hoover)

CRIMSON TIDE

BULLDOGS

2022 Record 13-9
2022 SEC Record 1-2
Head Coach Brad Bohannon
Record at Alabama (Years) ... 118-91 (5th)
Career Record (Years) 118-91 (5th)

2022 Record 13-9
2022 SEC Record 1-2
Head Coach Chris Lemonis
Record at MSU (Years) 127-46 (4th)
Career Record (Years) 268-137-2 (8th)

INSIDE THE SERIES

Overall: 423rd Meeting on Friday (Alabama leads, 214-204-4)

Alabama's Record: *At Home:* 127-82-2 | *In Starkville:* 80-114-2 | *At Neutral Sites:* 7-8

Current Streak: Alabama, Lost 7

Last Meetings: May 20-22, 2021 in Tuscaloosa (Alabama, 0-3 || L, 2-4 / L, 0-7 / L, 3-7)

Series Notes: Alabama and Mississippi State have split the last 10 series in Starkville at five apiece. The Crimson Tide's last series win at State came from March 14-15, 2015.

PROBABLE STARTING PITCHING MATCHUPS

FRIDAY	W-L	ERA	G/GS	IP	H	R	ER	BB	SO
UA - Garrett McMillan (Jr., RHP)	2-1	3.00	5/5	30.0	20	10	10	6	29
MSU - Preston Johnson (So., RHP)	2-1	3.18	5/4	28.1	20	11	10	10	43
SATURDAY	W-L	ERA	G/GS	IP	H	R	ER	BB	SO
UA - Jacob McNairy (Sr., RHP)	4-0	3.26	6/2	19.1	17	7	7	4	17
MSU - Parker Stinnett (Jr., RHP)	3-0	4.64	7/3	21.1	15	12	11	17	38
SUNDAY	W-L	ERA	G/GS	IP	H	R	ER	BB	SO
UA - Grayson Hitt (So., LHP)	1-0	2.33	5/5	19.1	19	10	5	7	22
MSU - Cade Smith (So., RHP)	4-0	2.57	5/5	28.0	22	9	8	8	28

SOCIAL MEDIA:



Follow us on Twitter and Instagram @AlabamaBSB



Like us on Facebook at AlabamaBSB

Follow **ALABAMA BASEBALL** on the social media sites listed for up-to-date news, exclusive content and more.

2022 SCHEDULE

Opponent	TV	Time (CT)/Result
FEBRUARY (5-3)		
18 XAVIER	SEC Network+	W, 5-4
19 XAVIER	SEC Network+	W, 5-4
20 XAVIER	SEC Network+	W, 9-4
22 JACKSONVILLE STATE	SEC Network+	W, 6-3
23 ALABAMA STATE	SEC Network+	W, 9-2
25 at #1 Texas	Longhorn Network	L, 0-1
26 at #1 Texas	Longhorn Network	L, 0-2
27 at #1 Texas	Longhorn Network	L, 1-6

MARCH (8-6)		
1 UT-MARTIN	SEC Network+	L, 6-7
2 TROY	SEC Network+	W, 8-1
4 MURRAY STATE	SEC Network+	W, 5-1
5 MURRAY STATE	SEC Network+	W, 6-1
6 MURRAY STATE	SEC Network+	W, 5-4
9 NORTH ALABAMA	SEC Network+	L, 5-9
11 BINGHAMTON	SEC Network+	W, 9-3
12 BINGHAMTON	SEC Network+	W, 14-2
13 BINGHAMTON	SEC Network+	W, 5-3
16 at Southern Miss	ESPN+	L, 2-3
18 #9 FLORIDA*	SEC Network+	L, 4-6
19 #9 FLORIDA*	SEC Network+	L, 6-13
20 #9 FLORIDA*	SEC Network+	W, 8-7
23 at UAB ¹		L, 4-5
25 at Mississippi State*	SEC Network+	6 p.m.
26 at Mississippi State*	SEC Network+	2 p.m.
27 at Mississippi State*	SEC Network	2 p.m.
29 SOUTH ALABAMA	SEC Network+	6 p.m.

APRIL		
1 TEXAS A&M*	SEC Network+	6 p.m.
2 TEXAS A&M*	SEC Network	4 p.m.
3 TEXAS A&M*	SEC Network+	1 p.m.
5 SAMFORD	SEC Network+	6 p.m.
8 at Ole Miss*	SEC Network+	6:30 p.m.
9 at Ole Miss*	SEC Network+	2 p.m.
10 at Ole Miss*	SEC Network	2 p.m.
12 BELMONT	SEC Network+	3 p.m.
15 at Tennessee*	SEC Network+	5:30 p.m.
16 at Tennessee*	SEC Network+	5 p.m.
17 at Tennessee*	SEC Network+	12 p.m.
19 UAB	SEC Network+	6 p.m.
22 GEORGIA*	SEC Network+	6 p.m.
23 GEORGIA*	SEC Network+	2 p.m.
24 GEORGIA*	ESPN2	1 p.m.
26 at Samford		6 p.m.
28 at South Carolina*	SEC Network	6 p.m.
29 at South Carolina*	SEC Network+	6 p.m.
30 at South Carolina*	SEC Network	11 a.m.

MAY		
6 LSU*	SEC Network+	6 p.m.
7 LSU*	SEC Network	7:30 p.m.
8 LSU*	SEC Network+	1 p.m.
10 at Jacksonville State		6 p.m.
13 at Auburn*	SEC Network	7:30 p.m.
14 at Auburn*	SEC Network+	2 p.m.
15 at Auburn*	SEC Network	3 p.m.
19 ARKANSAS*	SEC Network+	6 p.m.
20 ARKANSAS*	SEC Network+	6 p.m.
21 ARKANSAS*	SEC Network+	1 p.m.
24-29 SEC Tournament ²	SEC Network/ESPN2	

(1) - Regions Field (Birmingham, Ala.)

(2) - SEC Baseball Tournament at Hoover Metropolitan Stadium (Hoover, Ala.)

* Southeastern Conference game

BOLD indicates home game

Rankings are Baseball America or USA Today Coaches (highest ranking listed)

ALABAMA		MSU
2022 STATS	Season	2022 STATS
.296	Average	.279
5.6	Runs / Game	8.4
10.1	Hits / Game	9.5
45	Doubles	40
4	Triples	1
27	Home Runs	36
113	Runs Batted In	171
62/140	Walks / Strikeouts	121/173
17-20	Stolen Bases	16-21
193.0	Innings Pitched	190.2
3.78	ERA	4.67
4.1	Runs Allowed / Game	5.0
7.9	Hits Allowed / Game	7.9
59/201	Walks / Strikeouts	86/259
.981	Fielding Percentage	.984
15	Errors	12
17	Double Plays	7

ALABAMA		MSU
2022 STATS	Season	2022 STATS
Seidl .377	Average	.342 James
Jarvis 18	Runs	27 Hines
Seidl 29	Hits	26 Cumbest/Hines/James
Denton/Seidl/Williamson 7	Doubles	6 Many
Jarvis/Pinckney 2	Triples	1 Hines
Denton 7	Home Runs	7 Clark/Cumbest/Hines
Denton 20	Runs Batted In	29 Hines
Denton 11	Walks	18 Hancock
Seidl 6	Stolen Bases	4 James
Seidl .419	On-Base %	.465 James
Denton .635	Slugging %	.697 Cumbest
McMillan 30.0	Innings Pitched	28.1 Johnson
Hoopes 8	Appearances	9 Auger/Smith/Tullar
Guffey 0.00	ERA (reliever)	1.00 Auger
McNairy 4	Wins	4 Smith
Hoopes/Ray 2	Saves	1 Kohn/Tepper
McMillan 29	Strikeouts	43 Johnson

ABOUT MISSISSIPPI STATE

• Alabama and Mississippi State will meet for the 423rd time in series history when the two teams square off on Friday night to begin this weekend's series in Starkville. The Tide owns the all-time series advantage, 214-204-4, but trails in Starkville, 80-114-2.

• The Crimson Tide and Bulldogs met last season from May 20-22 in Tuscaloosa to close out the 2021 regular season. Mississippi State came away with a three-game sweep.

• Chris Lemonis is in his fourth season as head coach at Mississippi State. Lemonis entered the new year with a 114-37 record at State as part of his 255-128-2 career record split across seven seasons as a collegiate head coach. A 1992 graduate of The Citadel, the eighth-year head coach is assisted by Scott Foxhall and Jake Gautreau along with volunteer assistant Kyle Cheesebrough.

• Mississippi State closed out the 2021 season as national champions. The Bulldogs finished with a 50-18 overall record, including a 20-10 mark in SEC play, on the way to hosting a Regional. State advanced to Super Regionals, where they defeated Notre Dame in Starkville to earn a spot in the College World Series. The CWS final featured MSU and Vanderbilt, with Mississippi State defeating the Commodores, 2-1, in three games to be crowned national champions.

• The Bulldogs were selected to tie for second in the Western Division and third overall in the Southeastern Conference's preseason poll, as voted on by the league's head coaches. Mississippi State also received four first-place votes to win the league.

ALABAMA IN THE POLLS	BA	CBN	D1	NCBWA	PG	USA Today
Preseason	--	--	--	--	--	--
Feb. 21	--	--	--	RV	--	--
Feb. 28	--	--	--	RV	--	--
March 7	--	--	--	RV	--	--
March 14	--	--	--	RV	--	--
March 21	--	--	--	--	--	--
March 28	--	--	--	--	--	--
April 4	--	--	--	--	--	--
April 11	--	--	--	--	--	--
April 18	--	--	--	--	--	--
April 25	--	--	--	--	--	--
May 2	--	--	--	--	--	--
May 9	--	--	--	--	--	--
May 16	--	--	--	--	--	--
May 23	--	--	--	--	--	--
May 30	--	--	--	--	--	--

2022 SEC STANDINGS

EASTERN DIVISION

SCHOOL	OVERALL	SEC
Tennessee	20-1	3-0
Vanderbilt	18-2	3-0
Florida	16-5	2-1
Georgia	17-4	2-1
Kentucky	15-7	0-3
Missouri	12-5	0-3
South Carolina	10-10	0-3

WESTERN DIVISION

SCHOOL	OVERALL	SEC
Arkansas	16-3	3-0
Ole Miss	16-4	2-1
Texas A&M	13-7	2-1
Alabama	13-9	1-2
Auburn	15-6	1-2
LSU	15-6	1-2
Mississippi State	13-9	1-2

CRIMSON TIDE ON THE RADIO

Every game of the 2022 baseball season is available on commercial radio through the Crimson Tide Sports Network and will be broadcast on various stations. The broadcast team of Chris Stewart and Roger Hoover provide the commentary throughout the season.

ARAB	WAFN-FM 92.7
ASHLAND	WCKF-FM 100.7
BIRMINGHAM	WENN-FM 100.1
	WENN-AM 1320
	WBHJ-HD3 95.7-3
BREWTON	WKNU-FM 106.3
COWAN (Tenn.)	WZYX-AM 1440
CULLMAN	WFMH-AM 1340
DECATUR	WWTM-FM 94.3
	WWTM-AM 1400
FAYETTE	WLDX-FM 97.1
	WLDX-AM 990
FLORENCE	WYKT-FM 93.9
GADSDEN	WAAX-AM 101.9
	WAAX-AM 570
HATTIESBURG (Miss.)	WFOR-FM 92.7
	WFOR-AM 1400
HUNTSVILLE	WZZN-FM 97.7
JACKSON (Ala.)	WHOD-FM 94.5
LINDEN	WINL-FM 98.5
MONROEVILLE	WMFC-FM 99.3
MONTGOMERY	WLVI-AM 1440
RUSSELLVILLE	WGOL-FM 100.7
	WGOL-AM 920
SELMA	WDXX-FM 100.1
SYLACAUGA	WFEB-FM 100.9
	WFEB-AM 1340
TALLASSEE	WTLS-FM 106.5
	WTLS-AM 1300
TUSCALOOSA	TIDE-FM 100.9
	WTUG-HD2 100.9
VERNON	WJEC-FM 106.5
WINFIELD	WKXM-FM 97.7

QUICK FACTS

UNIVERSITY

Location	Tuscaloosa, Ala.
Founded	April 12, 1831
Enrollment	38,320
Conference	Southeastern
Colors	Crimson and White
Nickname	Crimson Tide
President	Dr. Stuart Bell
Director of Athletics	Greg Byrne

FACULTY ATHLETICS

Representative	Dr. James King
Sport Administrator	Chris Besanceney
Venue (Capacity)	Sewell-Thomas Stadium (5,867+)

COACHING STAFF

Head Coach	Brad Bohannon
Alma Mater	Berry College, 1998
Record at Alabama	118-91 (Fifth Season)
Assistant Coach	Jason Jackson (Fifth Season)
Assistant Coach	Hunter Morris (First Season)
Assistant Coach	Matt Reida (First Season)
Player Personnel	Steven Rosen (First Season)
Director of Operations	Jack Hoehl
Director of Player Development	Jenny Sanders
Strength and Conditioning	Brett Price
Athletic Trainer	Sean Stryker

TEAM INFORMATION

2021 Record	32-26
2021 SEC Record/Finish	12-17/5 th West/10 th Overall
2021 H/A/N Record	19-13/10-9/3-4
Letterwinners Returning/Lost	18/11
Starting Position Players Returning/Lost	6/3
Pitchers Returning/Lost	9/7
Newcomers	24

PROGRAM HISTORY

All-Time Record	2,702-1,692-25 (.614)
SEC Record	977-862-5 (.531)
SEC Tournament Record	51-45 (.531)
SEC Championships	14
SEC Divisional Championships	11
NCAA Tournament Appearances	25
CWS Appearances	5

ATHLETICS COMMUNICATIONS

Baseball Contact	Alex Thompson
Office	(205) 348-6084
Cell	(440) 666-7615
E-mail	athompson@ia.ua.edu
Fax	(205) 348-8841
Website	www.RollTide.com
Mailing Address	1201 Coliseum Drive Room 170 Tuscaloosa, AL 35487

HOW TO FOLLOW ALABAMA BASEBALL

Get all the latest information on the team by following @AlabamaBSB on Twitter and Instagram and on Facebook at Alabama Baseball. General athletic news can be found at UA_Athletics on Twitter and Instagram and AlabamaAthletics on Facebook.

ABOUT ALABAMA

- Alabama heads to Starkville with a 1-3 record over the last week. The Crimson Tide secured game three of the weekend series with ninth-ranked Florida before falling at UAB on Wednesday evening.
- The Tide fell, 5-4, to UAB in a back-and-forth contest on Wednesday night at Regions Field.
- UAB opened the night's scoring with two runs in the first, but the Crimson Tide came right back to take the lead with a three-spot in the top of the third. The Blazers then evened things up in the bottom of the fourth with one run.
- Alabama regained the advantage in the sixth with one more run but single tallies from UAB in the seventh and eighth put the Blazers ahead for good at 5-4, the eventual final.
- The Crimson Tide's comeback effort fell short in a 6-4 loss to Florida last Friday evening at Sewell-Thomas Stadium.
- Alabama began the ninth trailing by five but would not go quietly. A leadoff single and a hit-by-pitch put two on. After Florida got the first out of the inning, the Tide loaded them up on a single from pinch-hitter **Will Hodo**.
- With the bases full, **Owen Diodati** delivered an RBI-single to second with the Gator defender making an error on the play. The miscue allowed everyone to move up 90 feet, including one more run that cut the lead down to three. A hit-by-pitch loaded them up again for **Bryce Eblin** with a fielder's choice crossing one more. The Tide rally was halted in the next at-bat as a double play ended the game at 6-4.
- Alabama suffered a 13-6 loss to Florida last Saturday evening. The two teams traded runs early with the Gators pulling away for good in the sixth.
- Florida got out to an early lead with Alabama battling back to even things up at five apiece after four. The Gators added two in the fifth and put up a four-spot in the sixth to put the game out of reach. The Tide tallied one in seventh with UF adding two in the eighth to make it a 13-6 ballgame by night's end.
- Alabama hung around all afternoon in a back-and-forth contest with the Gators, eventually coming out on top 8-7 thanks to a game-winning RBI-single from **Zane Denton**.
- The two teams traded blows all day on Sunday for a third consecutive game. Things were knotted up at four apiece after four full, with the Tide gaining a 5-4 advantage in the fifth thanks to Denton's first RBI-single of the day. The Gators pulled back in front in the eighth with a three-spot, but the Tide was able to cut the lead to one thanks to a solo homer from Denton in the home half.
- Alabama's ninth-inning rally started with a one-out hit-by-pitch for **Andrew Pinckney**. Eblin followed with a single to put runners on the corners for **Jim Jarvis**. The Tide shortstop was able to get a bunt down on the third base line that stayed fair and allowed Pinckney to score to tie the ballgame.
- A single from **Dominic Tamez** then loaded them up for Denton, who was able to single through the right side of a five-man infield to plate the game-winner. Denton led the Tide offense with a 3-for-5 day that included a home run, one run scored and a team-high three RBI.
- Jacob McNairy** picked up the win in the series finale against the Gators. The senior contributed 1.2 innings of one-run baseball to keep the Tide within striking distance.
- Alabama returned 18 letterwinners while losing 11 from the 2021 squad. The 2022 Crimson Tide welcomed back six positional starters and nine total pitchers while hosting 24 redshirts or newcomers.

STARTERS GIVING THE TIDE A CHANCE EVERY GAME

- Alabama's starting pitchers have been solid through the first 22 games, putting UA in a position to win each time out.
- The Tide has had six pitchers make a start this season, including Hagan Banks, Ben Hess, Grayson Hitt, Antoine Jean, Jacob McNairy and Garrett McMillan. The group has combined to post a 6-3 record and 3.07 ERA (31 ER/91.0 IP) while striking out 86 and limiting opposing hitters to a .208 average.
- Alabama's starters were arguably their most impressive against the nation's No. 1 team, Texas, from Feb. 25-27 in Austin. The trio of McMillan, Jean and Hitt allowed only three earned runs and maintained a 1.88 ERA (3 ER/14.1 IP). McMillan highlighted the group, tossing 6.0 innings of scoreless baseball while striking out three in Friday's opener.
- McNairy followed with the Tide's longest start to date a few days later, posting a 7.0-inning performance against Troy on March 2. The senior struck out a career-high and Alabama season-best seven batters while allowing just one hit. He carried a perfect game through the first 6.1 frames and held the Trojans scoreless during his time on the mound.
- The Tide returned to the usual rotation of McMillan, Jean and Hitt in the weekend against Murray State. The trio combined for a 1.35 ERA (2 ER/13.1 IP) and 16 strikeouts compared to three walks. McMillan was solid again, tying McNairy and Dylan Ray for the season-high total for strikeouts in a game with seven in 6.0 scoreless innings of work.
- Alabama's weekend series against Binghamton saw McMillan, Jean and Hitt shine once again, posting a 1.06 ERA (2 ER/17.0 IP) and 18 strikeouts while limiting the Bearcats to a .121 average. McMillan contributed a season-high tying 7.0 innings of one-run baseball with seven strikeouts. Jean followed with 6.0 frames, allowing one run on three hits and two walks with four Ks, while Hitt punched out seven in only 4.0 innings in the series finale. Hitt combined with his bullpen to strike out a season-high 15 batters on the day, the most by a Tide staff since 2020.

KEEPING THE BALL AROUND THE ZONE

- Alabama's pitching staff has done a good job of keeping the baseball around the strike zone in 2022.
- The Tide pitchers have recorded 201 strikeouts compared to 59 walks while allowing a .239 average to opposing hitters and 174 total hits across 22 games.
- UA's pitchers have struck out 10-plus hitters in nine games this season while walking two-or-fewer in 14 contests.
- Alabama holds an impressive 2.75 walks per 9.0 innings mark, allowing 59 free passes across 193.0 total innings. The 2.75 mark ranks third in the Southeastern Conference and 10th nationally.
- The Crimson Tide has also maintained a 1.21 WHIP (walks + hits / innings pitched) and 3.41 strikeout-to-walk ratio this season. Alabama's WHIP is good for 25th in Division I and fifth in the conference, while UA is fourth in the SEC and 20th nationally in strikeout-to-walk ratio.

PUTTING A BAT ON THE BALL

- The Crimson Tide hitters have also put together a solid start to the new season.
- Through 22 games, the UA hitters have recorded 10-or-more hits 13 times, including 10 of the last 14 contests.
- Alabama is batting .296 (222-749) with 45 doubles, four triples and 27 home runs while slugging .475 as a team.
- The Tide's 222 total hits are tied for fifth in the SEC and 20th nationally. Included in that number is Alabama's 45 doubles, which are good for sixth in the league and 31st in Division I. Additionally, the Tide's 27 home runs rank seventh in the SEC and in the top-40 nationally.

ACADEMIC OUTFIELD

- The Crimson Tide's cumulative grade point average has continued to rise each year under head coach Brad Bohannon, setting a new program record every season since his arrival for the 2017-18 academic year.
- Alabama's outfielders might be the most successful group academically of any on the team. The collection of outfielders includes Owen Diodati, William Hamiter, Camden Hayslip, Andrew Pinckney, Caden Rose and Tommy Seidl.
- The Crimson Tide's outfielders have a combined 3.83 grade point average, including two 4.0 cumulative GPAs. Perhaps the most impressive contribution to that total is Seidl's 3.8 GPA as he pursues his Master of Business Administration (MBA) after already having graduated from Harvard last spring.
- Below is a look at the outfield group's GPA and majors list:

PLAYER	MAJOR	GPA
Owen Diodati	Finance	4.0
William Hamiter	Finance	3.9
Camden Hayslip	Finance	4.0
Andrew Pinckney	Management Information Systems	3.5
Caden Rose	Management	3.8
Tommy Seidl	Business Administration (Master's - MBA)	3.8

TOMMY MAKING AN INSTANT IMPACT

- Tommy Seidl has made an immediate impact for the Crimson Tide since stepping foot on campus. The senior has not only been a leader in the locker room but has also been one of the leaders for the Tide offensively.
- Entering the weekend at Mississippi State, Seidl leads Alabama in average (.377), hits (29), stolen bases (6-6) and on-base percentage (.419). He is also tied for the team lead in doubles (7) while ranking third in slugging (.506), fourth in RBI (14) and tied for fourth runs scored (14).
- Seidl has contributed a team-high nine multi-hit games, including six three-hit performances and three two-hit efforts. The senior has also reached base safely in 17 of his 20 starts to move himself up from the bottom of the order to the top.
- The senior's hot start has helped him to spot his name on the league leaders list. Below is a look at Seidl's rankings.

STAT	SEIDL'S TOTALS	SEC RANK
Stolen Bases	6-6	T-4th
Batting Average	.377	11th
Hits	29	T-11th
Doubles	7	T-12th

DOM KEEPS GETTING HITS IN MARCH

- Dominic Tamez got off to a slow start in his first month with the Crimson Tide but has come on strong as of late.
- Tamez put together a huge Opening Day, finishing 2-for-4 with two home runs, two RBI and a pair of runs scored, but slowed as February progressed. The junior finished the month batting .231 (6-26) with two homers, four RBI, two runs scored and a pair of walks.
- March has been much better to the Crimson Tide's catcher. For the month, Tamez is batting .339 (19-56) with three doubles, seven RBI, three runs and four walks. He has recorded at least one hit in 11 of the 14 games and totaled five multi-hit performances.
- Tamez is currently tied for second in hits with 19 while ranking third in average during March.

NEW MONTH, NEW ZANE

- Zane Denton has been red-hot in March after a slow start in February.
- The junior batted .212 (7-33) with four doubles, one RBI, four runs and three walks across eight starts in the month of February. He also totaled just one three-hit performance during that time.
- Now in March, Denton is batting .365 (19-52) with three doubles, seven home runs, 19 RBI, 13 runs scored and eight walks across 14 starts. During the new month, he has posted seven multi-hit efforts, including two three-hit games, and has reached base safely in 12 of 14 contests. Denton has also recorded at least one RBI in 10 games and totaled one-or-more runs scored in 10 contests during March.
- Denton leads the Tide in home runs, RBI, walks, on-base percentage (.429), slugging percentage (.827) and total bases (43) in March. He is also second in runs scored while tying for second in hits and third in doubles.

DENTON NAMED TO 2022 BOBBY BRAGAN COLLEGIATE SLUGGER AWARD WATCH LIST

- Zane Denton was named to the 2022 Bobby Bragan Collegiate Slugger Award Watch List, the Bobby Bragan Youth Foundation announced on Feb. 15.
- Denton is one of 44 players on the watch list for the Bragan, which is awarded to the top hitter in college baseball.
- A Newcomer All-SEC Team honoree in 2021, Denton started all 58 games a season ago. He led UA with a .308 (68-221) average that included 10 doubles and 10 home runs, while also pacing the Tide in walks (35) and on-base percentage (.405). Denton also ranked second in hits and run scored (40) while tying for second in RBI (40) a season ago.
- The winner of the BBCSA will be announced in June and honored at a gala in the fall at the Fort Worth Club.

HOW BIG IS THE JOE?

320' to left field
360' to the alleys
390' to center field
320' to right field

SEWELL-THOMAS SELLOUT TRACKER

(NO) DATE	ATTENDANCE	OPPONENT
1. February 19, 2016*	5,867	Maryland
2. February 20, 2016	6,449	Maryland
3. March 25, 2016	5,867	Tennessee
4. April 15, 2016	5,950	Ole Miss
5. April 16, 2016	6,385	Ole Miss
6. April 17, 2016	6,354	Ole Miss
7. April 30, 2016	6,644	Mississippi State (DH)
8. May 7, 2016	6,324	Auburn
9. May 8, 2016	5,991	Auburn
10. March 3, 2017	5,867	ULM
11. April 29, 2017	4,918	LSU
12. April 20, 2018*	5,593	Auburn
13. April 21, 2018	6,051	Auburn (DH)
14. May 5, 2018	4,631	Mississippi State
15. May 6, 2018	4,637	Mississippi State
16. February 20, 2021^	1,764	McNeese
17. February 21, 2021^	1,764	McNeese
18. February 27, 2021^	1,764	Wright State (DH)
19. March 9, 2021^	1,764	South Alabama
20. March 10, 2021^	1,764	Jacksonville State
21. March 12, 2021^	1,764	Stetson
21. March 13, 2021^	1,764	Stetson
22. March 14, 2021^	1,764	Stetson
23. March 23, 2021^	1,764	Southern Miss
24. March 26, 2021^	1,764	Ole Miss (DH)
25. March 27, 2021^	1,764	Ole Miss
26. April 2, 2021^	1,764	Tennessee
27. April 3, 2021^	1,764	Tennessee
28. April 4, 2021^	1,764	Tennessee
29. April 7, 2021^	1,764	ULM
30. April 13, 2021^	1,764	Samford
31. April 16, 2021^	2,630	Auburn
32. April 17, 2021^	2,630	Auburn
33. May 21, 2021^	2,630	Mississippi State
34. May 22, 2021^	2,630	Mississippi State

* - postgame fireworks show | ^ - limited capacity due to social distancing

GREEN SELECTED TO 2022 STOPPER OF THE YEAR WATCH LIST

- Landon Green was selected to the 2022 NCBWA Stopper of the Year Watch List, the NCBWA announced on Feb. 17.
- Green is one of 66 named to the preseason list for the award that is presented annually to the nation's top reliever.
- In 2021, Green served as the Tide's setup man and secondary closer. He finished with a 3-2 record and two saves across 19 appearances, including one start. Green ranked third on UA for relief outings in 2021 and totaled 39 strikeouts, good for second among the Tide's relief arms.
- The Watch List will be updated at midseason with the finalists for Stopper of the Year being named in early June. The 2022 winner will be selected at the 2022 College World Series.

2022 EDITION OF THE CRIMSON TIDE

- Alabama entered 2022 with an experienced group of hitters compared to recent rosters, while the Tide will be tasked with replacing a significant amount of pitching from a season ago.
- The Crimson Tide welcomed back 18 letterwinners, including six positional starters and nine pitchers.
- Alabama's 2022 roster features six positional starters, including Drew Williamson (1B), Jim Jarvis (SS), Zane Denton (3B), William Hamiter (OF) and Caden Rose (OF). The group also includes Owen Diodati (DH/OF) who split time between designated hitter and outfield in his first two seasons at the Capstone.
- On the mound, the Tide has nine returning pitchers, only seven of which will likely see action in 2022. The collection of seven arms includes Eli Giles, Landon Green, Brock Guffey, Grayson Hitt, Antoine Jean, Jacob McNairy and Hunter Ruth. Those returners will pair with a group of newcomers that are tasked with making up 368.0 of UA's 514.0 IP from 2021.
- The Crimson Tide will likely be without Jake Eddington (injury) and Connor Prielipp (injury) all season, a duo that combined for 28.0 innings and 37 strikeouts a season ago. Prielipp, now a junior, added 21.0 innings to his career totals during his freshman campaign. Also not included in this season's returning totals are Bryce Eblin's numbers, as he is not expected to see the mound during his sophomore campaign.
- Alabama's group of 24 newcomers included 12 freshmen to go with seven junior college transfers and three four-year college transfers, along with Dylan Ray (injury) and Will Portera (redshirt) who did not see action in 2021.
- The Crimson Tide's newest recruiting class was ranked as high as No. 8 in the country by Baseball America. The 2021 group was also rated No. 9 by Perfect Game USA, No. 10 by Collegiate Baseball News and No. 19 by D1Baseball.com.
- Highlighting the crop of high school players are Camden Hayslip (Tennessee), Ben Hess (Illinois) and Luke Holman (Pennsylvania). Hayslip (OF) and Hess (RHP) were each rated as their state's top prospect at their position while Holman (RHP) was his state's No. 2 right-hander. The trio also ranked as a top-three prospect overall from their home state.
- The JUCO group featured two players in Garrett McMillan (RHP/INF) and Dominic Tamez (C) who will contribute in a big way during the 2022 season. McMillan traveled down the road to UA from Shelton State, while Tamez, who began his collegiate career at Arkansas, signed with the Tide from McLennan Community College.
- Joining UA from the college ranks were Eric Foggo (Stetson), Hunter Furtado (Wake Forest) and Tommy Seidl (Harvard).

OVERALL

CATEGORY	PERCENTAGE	TOTAL (2022/2021)	CATEGORY	PERCENTAGE	TOTAL (2022/21)
At-Bats	64.9%	1,266 of 1,951	At-Bats	63.3%	618 of 976
Hits	63.5%	322 of 507	Hits	60.3%	152 of 252
Doubles	62.5%	60 of 96	Doubles	57.8%	26 of 45
Triples	85.7%	6 of 7	Triples	100.0%	4 of 4
RBI	62.5%	190 of 304	RBI	59.6%	81 of 136
Runs	66.2%	221 of 334	Runs	64.1%	93 of 145
Walks	70.1%	157 of 224	Walks	74.0%	57 of 77
Stolen Bases	48.5%	16 of 33	Stolen Bases	41.2%	7 of 17

OVERALL

CATEGORY	PERCENTAGE	TOTAL (2022/2021)	CATEGORY	PERCENTAGE	TOTAL (2022/21)
Wins	25.0%	8 of 32	Wins	16.7%	2 of 12
Appearances	42.1%	82 of 195	Appearances	35.0%	36 of 103
Starts	22.4%	13 of 58	Starts	10.4%	3 of 29
Saves	35.7%	5 of 14	Saves	22.2%	2 of 9
Innings Pitched	30.4%	156.0 of 514.0	Innings Pitched	22.9%	57.2 of 252.0
Strikeouts	30.6%	152 of 497	Strikeouts	20.5%	49 of 239

RECAP - YEAR FOUR UNDER BRAD BOHANNON

- Head coach Brad Bohannon led the Crimson Tide for his fourth season as a collegiate head coach in 2021.
- Alabama continued its gradual uptick in wins in year four under Bohannon, posting 32 victories - the most since 2016 (33 wins). The Tide also totaled 12 wins in SEC play, an improvement on each of the previous four seasons and a significant improvement from the 2017 squad that totaled just five wins the year before Bohannon arrived.
- Off the field, Bohannon's squad continued to post impressive grade-point averages during the 2020-21 academic year and set a new program record for cumulative GPA. Additionally, Alabama had seven student-athletes receive their degree in December, May or August of the 2020-21 academic year, including one master's degree.
- In a year that college baseball was at its oldest due to the pandemic, Alabama's 2021 roster was one of the youngest in the country. The Crimson Tide's 35-man roster included 10 true freshmen and eight COVID freshmen. That group of 35 included only eight total pitchers and three position players with any experience against Southeastern Conference competition and only one SEC win from the pitching staff.
- In addition to a young roster, the 2021 edition of the Crimson Tide dealt with significant injuries to core players throughout the season. Alabama was without weekend starters Antoine Jean and Connor Prielipp for a majority of the season while also losing closers Chase Lee and Brock Guffey along with long relievers Jacob McNairy and Connor Shamblin for extended periods of time throughout the year. The Tide was also without positional starters William Hamiter, T.J. Reeves and Drew Williamson during key stretches during the 2021 slate.
- Despite all the adversity the 2021 team faced, Bohannon's group battled to earn a spot in the SEC Tournament for the first time since 2016 and used two wins in Hoover to propel itself into the NCAA Ruston Regional, the Tide's first appearance in the NCAA Tournament since 2014.

2022 HOME RUN TRACKER [27 HRS]

PLAYER (NO.)	INN	COUNT	RBI	LOC	OPP. (DATE)
Tamez (1)	4th	0-2	1	LF	Xavier (2/18)
Tamez (2)	9th	2-2	1	LF	Xavier (2/18)
Diodati (1)*	9th	0-0	2	RF	Xavier (2/18)
Williamson (1)	8th	1-0	1	RCF	Xavier (2/19)
Jarvis (1)	3rd	3-1	2	RF	ASU (2/23)
Williamson (2)	6th	1-0	2	RF	ASU (2/23)
Diodati (2)	5th	1-2	1	RF	at Texas (2/27)
Pinckney (1)	3rd	2-1	1	CF	UT-Martin (3/1)
Denton (1)	7th	0-0	2	RF	UT-Martin (3/1)
Denton (2)	3rd	2-0	1	LCF	Troy (3/2)
Hayslip (1)	7th	1-0	1	LCF	Troy (3/2)
Seidl (1)	6th	1-0	1	LF	Murray State (3/4)
Foggo (1)	6th	0-2	2	LF	Murray State (3/6)
Diodati (3)	2nd	2-2	1	CF	N. Alabama (3/9)
Jarvis (2)	3rd	0-0	1	RF	N. Alabama (3/9)
Denton (3)	5th	2-2	1	RCF	N. Alabama (3/9)
Denton (4)	1st	1-0	2	LCF	Binghamton (3/11)
Foggo (2)	8th	0-0	1	LF	Binghamton (3/11)
Williamson (3)	1st	1-1	3	RF	Binghamton (3/12)
Foggo (3)	1st	2-2	1	LF	Binghamton (3/12)
Denton (5)	1st	3-2	2	CF	Binghamton (3/13)
Denton (6)	1st	3-2	1	CF	at So. Miss (3/16)
Pinckney (2)	8th	2-2	1	CF	Florida (3/18)
Diodati (4)	7th	1-2	1	RF	Florida (3/19)
Diodati (5)	4th	0-0	2	RF	Florida (3/20)
Denton (7)	8th	2-2	1	RF	Florida (3/20)
Diodati (6)	6th	0-0	1	RCF	at UAB (3/23)

* - walkoff home run

BY INNING

1st.....	5
2nd.....	1
3rd.....	4
4th.....	2
5th.....	2
6th.....	4
7th.....	3
8th.....	4
9th.....	2
Extras.....	0

BY COUNT

0-0.....	6
0-1.....	0
0-2.....	2
1-0.....	5
1-1.....	1
1-2.....	2
2-0.....	1
2-1.....	1
2-2.....	6
3-0.....	0
3-1.....	1
3-2.....	2

BY RBI

1.....	18
2.....	8
3.....	1
4.....	0

ALABAMA HEAD COACH BRAD BOHANNON



PREVIOUS COACHING EXPERIENCE

Wake Forest	Assistant Coach (2001-02)
Kentucky Wildcats	Assistant Coach (2004-05)
	Asst. Coach/Recruiting Coord. (2005-15)
Auburn Tigers	Assistant Coach (2016-17)

YEAR-BY-YEAR RECORD

UNIVERSITY OF ALABAMA

Year	Overall	Conf.	Notes
2018	27-29	8-22	First-Year Head Coach
2019	30-26	7-23	
2020	16-1	N/A	
2021	32-26	12-17	SEC Tour./NCAA Regional
2022	13-9	1-2	

TOTAL: 118-91 (.565) || 28-64 (.304) SEC

BOHANNON'S TOP-RANKED RECRUITING CLASSES

Since 2008, all but one of Bohannon's recruiting classes have been ranked in the top-25 by Perfect Game USA.

2008	- #4 (at Kentucky)
2009	- #6 (at Kentucky)
2010	- #16 (at Kentucky)
2011	- #25 (at Kentucky)
2012	- #11 (at Kentucky)
2013	- #25 (at Kentucky)
2014	- #16 (at Kentucky)
2015	- #9 (at Auburn)
2016	- #9 (at Auburn)
2017	- #6 (for Auburn)
2018	- #23 (at Alabama)
2019	- #13 (at Alabama)
2020	- #45 (at Alabama)
2021	- #9 (at Alabama)

• Brad Bohannon was hired as Alabama's 32nd head baseball coach on June 1, 2017, and formally introduced on Monday, June 5.

• Arriving at Alabama with a plan to build his program around the total player, Bohannon has placed an equal focus on athletics and academics. During his tenure, the Crimson Tide has signed multiple top-10 recruiting classes, including the most recent group that was ranked No. 8 by Baseball America, No. 9 by Perfect Game USA, No. 10 by Collegiate Baseball Newspaper and No. 19 by D1Baseball.com. Since 2008, all but one of Bohannon's recruiting classes have been ranked in the top-25 by at least one of the four major sites.

• Bohannon and his staff have produced 20 players who have been selected in the MLB Draft while setting a program record for grade-point average each year since his arrival at UA. He has also helped 30 players graduate with a total of 32 degrees, including four master's degrees.

• Each of Bohannon's teams have improved upon the previous year's win total and that progress continued during the most recent season. The 2021 campaign saw Alabama finish 32-26 overall, posting double-digit conference wins and reaching the SEC Tournament for the first time since the 2016 season. The 2021 Tide also advanced to an NCAA Regional marking UA's 25th appearance in the postseason and the first since 2014.

• UA's 2020 team went 16-1 before a global pandemic ended the season early. Alabama was set to enter SEC play ranked for the first time since 2010 and finished the year at No. 18 by CBN along with a No. 21 ranking in both the NCBWA and the USA Today Coaches polls.

• Alabama finished 30-26 overall in 2019. The Crimson Tide's record was highlighted by a 23-3 mark in non-conference pairings and included a 13-1 record in midweek matchups along with a 14-3 record against schools from the state of Alabama.

• Bohannon immediately made his mark on the Alabama program in 2018. His first season saw the Crimson Tide get off to a perfect 9-0 start, with Bohannon matching Wallace Wade (1924) for the second-best start to an Alabama head coaching career.

• Under his direction in 2018, UA improved by eight wins from the previous season, including three more victories in SEC play, to finish 27-29 and 8-22 in SEC action. The 27 wins were highlighted by six victories over top-25 teams, including a series win over then-No. 7 Kentucky.

• Bohannon came to Tuscaloosa with 14 years of Southeastern Conference coaching experience after having served as an assistant at Kentucky from 2004-15 and Auburn from 2016-17. He played a pivotal role in turning around Kentucky and Auburn within three years on the job. The Wildcats became the first team in SEC history to go from worst to first in only one season, winning 44 games and the program's first SEC title in 2006, while the Tigers won 12 more games in 2017 than in 2016 and advanced to the NCAA Tournament.

• While at Kentucky, Bohannon served under two SEC Coach of the Year winners in John Cohen and Gary Henderson. Along with winning the school's only league title, Bohannon was a part of a trio of record-breaking win seasons, capped off by the 2012 team that won 45 games to set the UK program mark.

• A combined 69 Wildcat student-athletes were chosen in the Major League Baseball Draft or signed as a free agent during Bohannon's tenure as recruiting coordinator. He was responsible for signing 13 Kentucky Wildcat student-athletes that went on to play in the Major Leagues, including 2014 Golden Spikes Award winner A.J. Reed.

• Prior to his time at UK, Bohannon worked for two seasons at Wake Forest where the Demon Deacons advanced to the NCAA Tournament twice and captured the ACC title in 2001.

• Bohannon earned an undergraduate degree from Berry College in 1998 and then graduated with a master's from Wake Forest in 2002. He began his collegiate career playing at Vanderbilt and Georgia Tech before ending up at Berry.

• A native of Rome, Ga., Bohannon is married to the former Kim Traylor.

BOHANNON VS. OPPONENTS [HEAD COACHING CAREER]

OPPONENT	RECORD	OPPONENT	RECORD	CATEGORY	RECORD
Alabama A&M	2-0	NORTH ALABAMA	3-1	Home	86-44
ALABAMA STATE	3-0	NC State	0-1	Road	28-42
Alcorn State	1-0	Northern Kentucky	3-0	Neutral	4-5
ARKANSAS	2-7	Oklahoma	1-2	Day	70-48
AUBURN	4-7	Presbyterian	2-1	Night	48-43
Ball State	2-1	Rider	1-0	vs. Top-25 Teams	16-55
BELMONT	0-0	SAMFORD	4-1	In February	39-6
BINGHAMTON	3-0	SOUTH ALABAMA	5-0	In March	43-32
College of Charleston	2-1	SOUTH CAROLINA	3-1	In April	22-29
FLORIDA	1-6	South Dakota State	1-0	In May	13-22
GEORGIA	1-5	SOUTHERN MISS	1-2	In June	1-2
Harvard	3-0	Stetson	2-1		
JACKSONVILLE STATE	6-1	TENNESSEE	2-6		
Kentucky	3-3	UT-MARTIN	1-2		
Lipscomb	2-1	TEXAS	0-3		
Louisiana Tech	0-1	TEXAS A&M	4-5		
LSU	3-6	TROY	4-1		
Maine	1-0	UAB	5-2		
McNeese	3-0	ULM	0-1		
MIDDLE TENNESSEE	3-0	UNLV	3-0		
OLE MISS	2-7	Valparaiso	3-0		
MISSISSIPPI STATE	1-8	Vanderbilt	0-5		
Missouri	5-1	Washington State	3-0		
MURRAY STATE	3-0	Wright State	3-0		
New Mexico State	2-1	XAVIER	3-0		
Northeastern	3-0				

BOLD indicates 2022 opponent

2022 ROSTER

PITCHERS

NO.	NAME	POS.	B-T	HT.	WT.	CL.	HOMETOWN (PREVIOUS SCHOOL)
4	Connor Prielipp	LHP	L-L	6-2	210	Jr.	Tomah, Wis. (Tomah)
8	Kade Woods	RHP	R-R	6-3	200	Fr.	Monroe, La. (Ouachita Christian)
9	Nathan Shelton	LHP	L-L	6-1	185	Fr.	Tuscaloosa, Ala. (American Christian Academy)
12	Hunter Furtado	LHP	R-L	6-4	185	So.	Lake Worth, Fla. (Wake Forest/The King's Academy)
14	Antoine Jean	LHP	R-L	6-1	180	Jr.	Montreal, Quebec (École Édouard-Montpetit)
19	Trace Moore	LHP	L-L	6-0	195	Jr.	Miramar, Fla. (Palm Beach State C.C./Broward College/Nova)
23	Brandon Clarke	LHP	L-L	6-4	225	Fr.	Ashburn, Va. (Independence)
26	Grayson Hitt	LHP	R-L	6-3	195	So.	Germantown, Tenn. (Houston)
27	Ben Hess	RHP	R-R	6-5	225	Fr.	Charleston, Ill. (Charleston)
28	Eli Giles	RHP	R-R	5-10	180	So.	Mobile, Ala. (Faith Academy)
29	Brayden Gainey	RHP	R-R	6-0	200	Jr.	Panama City, Fla. (Gulf Coast S.C./A. Crawford Mosley)
30	Jake Leger	LHP	L-L	5-10	210	Jr.	Lexington, Neb. (Iowa Western C.C./Lexington)
32	Braylon Myers	RHP	L-R	6-2	220	Fr.	Bessemer, Ala. (Oak Grove)
33	Luke Holman	RHP	R-R	6-4	185	Fr.	Sinking Spring, Pa. (Wilson)
34	Jacob McNairy	RHP	R-R	6-2	205	Sr.	Athens, Ala. (Athens)
35	Jake Eddington	RHP	R-R	6-2	185	So.	Doniphan, Mo. (Doniphan)
36	Hagan Banks	RHP	R-R	6-4	200	Fr.	Plainville, Ga. (Calhoun)
37	Hunter Ruth	RHP	R-R	6-2	195	R-Sr.	Gainesville, Fla. (Palm Beach State C.C./Florida/Buchholz)
38	Dylan Ray	RHP	R-R	6-3	230	R-Fr.	New Market, Ala. (Bob Jones)
39	Garrett McMillan	RHP/INF	L-R	6-4	230	Jr.	Tuscaloosa, Ala. (Shelton State C.C./Hillcrest)
40	Brock Guffey	LHP	S-L	6-1	190	R-Sr.	Hoover, Ala. (Hoover)
41	Connor Ball	LHP	L-L	6-0	170	Fr.	Sterrett, Ala. (Chelsea)
48	Landon Green	RHP	R-R	6-1	200	R-Jr.	Helena, Ala. (Helena)
88	Hunter Hoopes	RHP	R-R	6-1	195	Sr.	Fairfax, Va. (John A. Logan C.C./UNC Asheville/W.T. Woodson)

CATCHERS

NO.	NAME	POS.	B-T	HT.	WT.	CL.	HOMETOWN (PREVIOUS SCHOOL)
3	Dominic Tamez	C	R-R	5-10	205	Jr.	San Antonio, Texas (McLennan C.C./Arkansas/Lady Bird Johnson)
5	Graham Crawford	C	S-R	5-11	190	Jr.	Hattiesburg, Miss. (Pearl River C.C./Sumrall)
17	Hunter Sute	C	L-R	5-11	190	Fr.	Tuscaloosa, Ala. (American Christian Academy)
31	Will Portera	C/INF	S-R	5-10	185	R-Fr.	Memphis, Tenn. (Memphis University School)

INFIELDERS

NO.	NAME	POS.	B-T	HT.	WT.	CL.	HOMETOWN (PREVIOUS SCHOOL)
1	Will Hodo	INF/OF	L-R	6-3	220	Fr.	Waynesboro, Miss. (Wayne Academy)
2	Jimmy Thies	INF	R-R	6-3	210	Fr.	Fort Lauderdale, Fla. (St. Thomas Aquinas)
10	Jim Jarvis	INF	L-R	5-10	185	Jr.	San Diego, Calif. (Clairemont)
13	Bryce Eblin	INF	L-R	5-11	185	So.	Greenwood, Ind. (Center Grove)
18	Drew Williamson	INF	L-R	6-4	225	Sr.	Brewton, Ala. (T.R. Miller)
24	Eric Foggo	INF	R-R	6-5	255	Fr.	Hilton Head, S.C. (Stetson/Hilton Head)
25	Davis Heller	INF	R-R	6-8	250	Jr.	Gilbert, Ariz. (South Mountain C.C./Mesquite)
44	Zane Denton	INF	S-R	6-0	200	Jr.	Brentwood, Tenn. (Ravenwood)

OUTFIELDERS

NO.	NAME	POS.	B-T	HT.	WT.	CL.	HOMETOWN (PREVIOUS SCHOOL)
7	Caden Rose	OF/INF	R-R	5-10	175	So.	Madison, Ala. (Bob Jones)
11	William Hamiter	OF	L-R	5-11	190	Jr.	Tuscaloosa, Ala. (Northridge)
16	Owen Diodati	OF	L-R	6-2	220	Jr.	Niagara Falls, Ontario (A.N. Myer)
20	Tommy Seidl	OF	R-R	6-1	210	Sr.	Wellesley, Mass. (Harvard/St. Sebastian's School)
21	Andrew Pinckney	OF	R-R	6-3	205	R-So.	Peachtree City, Ga. (McIntosh)
22	Camden Hayslip	OF	L-L	6-2	205	Fr.	Lebanon, Tenn. (Friendship Christian)

COACHES AND STAFF

6	Brad Bohannon	Head Coach/Fifth Year
15	Jason Jackson	Assistant Coach/Pitching Coach/Fifth Year
45	Hunter Morris	Assistant Coach/Hitting Coach/First Year
42	Matt Reid	Assistant Coach/Recruiting Coordinator/First Year
	Steven Rosen	Player Personnel/First Year
	Jack Hoehl	Director of Baseball Operations/Fifth Year
	Jenny Sanders	Director of Player Development/First Year
	Brett Price	Strength & Conditioning/Fourth Year
	Sean Stryker	Athletic Trainer/Fifth Year
	Amanda Branson	Nutrition/Fourth Year
	Stephanie Godfrey	Academics/First Year
	Junior Walden	Equipment/14th Year
	Chris Besanceney	Baseball Administrator
	Dr. Jeff Laubenthal	Team Physician
	Cody Bauer, Trace Beasley, Connor Farrell, Drew Guffey, Ethan Haines, Tyler Lord, Peyton Mohler, Austin Randolph	Student Managers

NUMERICAL

1	Will Hodo, INF/OF
2	Jimmy Thies, INF
3	Dominic Tamez, C
4	Connor Prielipp, LHP
5	Graham Crawford, C
6	Brad Bohannon, HEAD COACH
7	Caden Rose, OF/INF
8	Kade Woods, RHP
9	Nathan Shelton, LHP
10	Jim Jarvis, INF
11	William Hamiter, OF
12	Hunter Furtado, LHP
13	Bryce Eblin, INF
14	Antoine Jean, LHP
15	Jason Jackson, ASSISTANT COACH
16	Owen Diodati, OF
17	Hunter Sute, C
18	Drew Williamson, INF
19	Trace Moore, LHP
20	Tommy Seidl, OF
21	Andrew Pinckney, OF
22	Camden Hayslip, OF
23	Brandon Clarke, LHP
24	Eric Foggo, INF
25	Davis Heller, INF
26	Grayson Hitt, LHP
27	Ben Hess, RHP
28	Eli Giles, RHP
29	Brayden Gainey, RHP
30	Jake Leger, LHP
31	Will Portera, C/INF
32	Braylon Myers, RHP
33	Luke Holman, RHP
34	Jacob McNairy, RHP
35	Jake Eddington, RHP
36	Hagan Banks, RHP
37	Hunter Ruth, RHP
38	Dylan Ray, RHP
39	Garrett McMillan, RHP/INF
40	Brock Guffey, LHP
41	Connor Ball, LHP
42	Matt Reid, ASSISTANT COACH
44	Zane Denton, INF
45	Hunter Morris, ASSISTANT COACH
48	Landon Green, RHP
88	Hunter Hoopes, RHP

PRONUNCIATION GUIDE

Owen DIODATI	DEE-oh-dot-EE
Antoine JEAN	JHAWN
Jake LEGER	luh-JAY
Andrew PINCKNEY	PINK-knee
Connor PRIELIPP	PRE-tip
Tommy SEIDL	SIDE-uhl
Hunter SUTE	suit-EE
Dominic TAMEZ	tuh-MEZ
Jimmy THIES	THIE-ss

Jack HOEHL	HAIL
Matt REIDA	RAY-duh

STATE/COUNTRY BREAKDOWN

Alabama	13
Florida	5
Tennessee	4
Georgia	2
Mississippi	2
Virginia	2
Arizona	1
California	1
Illinois	1
Indiana	1
Louisiana	1
Massachusetts	1
Missouri	1
Nebraska	1
Pennsylvania	1
South Carolina	1
Texas	1
Wisconsin	1
Canada	2

PITCHING GAME-BY-GAME AND CAREER STATS

#4 CONNOR PRIELIPP, LHP - JR.

- Suffered a season-ending injury mid-year and missed a majority of the 2021 schedule
- Working back from injury during the 2022 campaign
- Did not allow a run across the first 26.2 innings of his career spanning his first two seasons of collegiate baseball
- Made the season-opening start and was out with a medical issue until April 17 against Auburn
- Returned from a two-month hiatus to make the Saturday start against the Tigers on April 17
- Appeared for his third start after a month-long absence when he faced LSU on May 16
- Tossed 5.0 scoreless frames against McNeese on Feb. 19, allowing four hits while striking out eight in his season-opening start

2021 SEASON TOTALS

OPPONENT	ERA	W-L-S	G/GS	IP	H	R	ER	BB	SO	HR	NP
(2/19) McNeese	0.00	1-0-0	1/1	5.0	4	0	0	0	8	0	74
(4/17) Auburn	1.50	0-0-0	1/1	1.0	1	1	1	1	1	0	25
(5/16) at LSU	3.86	0-1-0	1/1	1.0	3	2	2	0	3	1	22
TOTALS	3.86	1-1-0	3/3	7.0	8	3	3	1	12	1	--

2020 SEASON TOTALS

OPPONENT	ERA	W-L-S	G/GS	IP	H	R	ER	BB	SO	HR	NP
(2/14) Northeastern	0.00	1-0-0	1/1	4.0	1	0	0	4	7	0	68
(2/21) at UNLV-1	0.00	1-0-0	1/1	5.0	0	0	0	1	8	0	64
(2/28) Harvard	0.00	1-0-0	1/1	6.0	2	0	0	1	9	0	78
(3/6) Lipscomb	0.00	0-0-0	1/1	6.0	2	0	0	0	11	0	75
TOTALS	0.00	3-0-0	4/4	21.0	5	0	0	6	35	0	--

CAREER TOTALS

YEAR	ERA	W-L	APP/GS	SV	IP	H	R	ER	BB	SO	B/AVG
2020	0.00	3-0	4/4	0	21.0	5	0	0	6	35	.077
2021	3.86	1-1	3/3	0	7.0	8	3	3	1	12	.276
TOTALS	0.96	4-1	7/7	0	28.0	13	3	3	7	47	.138

SEC CAREER TOTALS

YEAR	ERA	W-L	APP/GS	SV	IP	H	R	ER	BB	SO	B/AVG
2020	--	--	--	--	--	--	--	--	--	--	--
2021	13.50	0-1	2/2	0	2.0	4	3	3	1	4	.400
TOTALS	13.50	0-1	2/2	0	2.0	4	3	3	1	4	.400

#8 KADE WOODS, RHP - FR.

- Working back from injury during the 2022 campaign
- Attended Ouachita Christian High School in Monroe, La.
- Ranked as the No. 3 overall prospect and No. 2 right-handed pitcher in Louisiana by Perfect Game
- The No. 4 right-hander and No. 13 overall player in the state by Prep Baseball Report

2022 SEASON TOTALS

OPPONENT	ERA	W-L-S	G/GS	IP	H	R	ER	BB	SO	HR	NP
(DATE) Opponent	--	--	--	--	--	--	--	--	--	--	--
TOTALS	--	--	--	--	--	--	--	--	--	--	--

CAREER TOTALS

YEAR	ERA	W-L	APP/GS	SV	IP	H	R	ER	BB	SO	B/AVG
2022	--	--	--	--	--	--	--	--	--	--	--
TOTALS	--	--	--	--	--	--	--	--	--	--	--

SEC CAREER TOTALS

YEAR	ERA	W-L	APP/GS	SV	IP	H	R	ER	BB	SO	B/AVG
2022	--	--	--	--	--	--	--	--	--	--	--
TOTALS	--	--	--	--	--	--	--	--	--	--	--

#9 NATHAN SHELTON, LHP - FR.

- Attended American Christian Academy in Tuscaloosa
- Rated as the No. 3 left-handed pitcher and 12th-ranked prospect in Alabama by Perfect Game
- The No. 5 left-hander and No. 23 overall player in the state by Prep Baseball Report

2022 SEASON TOTALS

OPPONENT	ERA	W-L-S	G/GS	IP	H	R	ER	BB	SO	HR	NP
(DATE) Opponent	--	--	--	--	--	--	--	--	--	--	--
TOTALS	--	--	--	--	--	--	--	--	--	--	--

CAREER TOTALS

YEAR	ERA	W-L	APP/GS	SV	IP	H	R	ER	BB	SO	B/AVG
2022	--	--	--	--	--	--	--	--	--	--	--
TOTALS	--	--	--	--	--	--	--	--	--	--	--

SEC CAREER TOTALS

YEAR	ERA	W-L	APP/GS	SV	IP	H	R	ER	BB	SO	B/AVG
2022	--	--	--	--	--	--	--	--	--	--	--
TOTALS	--	--	--	--	--	--	--	--	--	--	--

#12 HUNTER FURTADO, LHP - SO.

- Tied for second on UA in appearances with seven
- Totaled 21 strikeouts to tie for third among UA pitchers
- Allowed six runs on eight hits and two walks with four Ks in 2.1 IP against Florida on March 19
- Tossed 1.0 scoreless inning with one hit and two strikeouts at Southern Miss on March 16
- Entered in a huge spot against Murray State on March 5, striking out two straight batters to get UA out of a jam and finishing with 3.2 scoreless, hitless innings and three strikeouts for the win
- Contributed 3.0 scoreless relief innings with one strikeout at top-ranked Texas on Feb. 26, retiring all nine batters in order
- Picked up the win in his first appearance with the Crimson Tide, tossing 3.0 scoreless innings of relief with four strikeouts against Xavier on Feb. 19
- Spent his freshman season at Wake Forest, appearing in 22 games and combining for 25.2 IP
- Attended The King's Academy in West Palm Beach, Fla.

2022 SEASON TOTALS

OPPONENT	ERA	W-L-S	G/GS	IP	H	R	ER	BB	SO	HR	NP
(2/19) Xavier	0.00	1-0-0	1/0	3.0	1	0	0	2	4	0	49
(2/26) at Texas	0.00	0-0-0	1/0	3.0	0	0	0	0	1	0	36
(3/1) UT-Martin	2.00	0-1-0	1/0	3.0	2	2	2	2	5	1	47
(3/5) Murray State	1.42	1-0-0	1/0	3.2	0	0	0	0	3	0	35
(3/9) North Alabama	2.57	0-0-0	1/0	1.1	2	2	2	1	2	0	28
(3/16) at So. Miss	2.40	0-0-0	1/0	1.0	1	0	0	0	2	0	26
(3/19) Florida	5.19	0-1-0	1/0	2.1	8	6	6	2	4	3	73
TOTALS	5.19	2-2-0	7/0	17.1	14	10	10	7	21	4	--

CAREER TOTALS (at Alabama)

YEAR	ERA	W-L	APP/GS	SV	IP	H	R	ER	BB	SO	B/AVG
2022	5.19	2-2	7/0	0	17.1	14	10	10	7	21	.219
TOTALS	5.19	2-2	7/0	0	17.1	14	10	10	7	21	.219

SEC CAREER TOTALS (at Alabama)

YEAR	ERA	W-L	APP/GS	SV	IP	H	R	ER	BB	SO	B/AVG
2022	23.14	0-1	1/0	0	2.1	8	6	6	2	4	.533
TOTALS	23.14	0-1	1/0	0	2.1	8	6	6	2	4	.533

PITCHING GAME-BY-GAME AND CAREER STATS

#14 ANTOINE JEAN, LHP - JR.

- Made the start on Saturday across the first five weeks of the season
- Allowed five runs on six hits and two walks with one strikeout in 3.1 innings of work against Florida on March 19
- Earned the win in his start against Binghamton on March 12, allowing one run on three hits and two walks with four strikeouts in 6.0 innings of work
- Tossed 4.1 innings of one-run baseball with three hits and two walks compared to five strikeouts in his start against Murray State on March 5
- Suffered the hard-luck loss at No. 1 Texas on Feb. 26, allowing two runs on four hits and a walk with two strikeouts across 5.0 innings of work
- Made his first start of the season in game two of the Xavier series on Feb. 19, tossing 2.0 innings and allowing one run on two hits and four walks with a strikeout
- One of the Crimson Tide's regular weekend starters who was hampered by injuries in 2021

2022 SEASON TOTALS

OPPONENT	ERA	W-L-S	G/GS	IP	H	R	ER	BB	SO	HR	NP
(2/19) Xavier	4.50	0-0-0	1/1	2.0	2	1	1	4	1	1	63
(2/26) at Texas	3.86	0-1-0	1/1	5.0	4	2	2	1	2	0	69
(3/5) Murray State	3.18	0-0-0	1/1	4.1	3	1	1	2	5	0	70
(3/12) Binghamton	2.60	1-0-0	1/1	6.0	3	1	1	2	4	0	72
(3/19) Florida	4.35	0-0-0	1/1	3.1	6	5	5	2	1	2	75
TOTALS	4.35	1-1-0	5/5	20.2	18	10	10	11	13	3	--

2021 SEASON TOTALS

OPPONENT	ERA	W-L-S	G/GS	IP	H	R	ER	BB	SO	HR	NP
(2/20) McNeese	0.00	0-0-0	1/1	3.0	1	0	0	4	4	0	69
(2/27) Wright State-1	2.35	0-0-0	1/1	4.2	4	5	2	3	5	0	93
(3/7) at Charleston	1.42	1-0-0	1/1	5.0	3	0	0	2	4	0	68
(3/14) Stetson	1.45	1-0-0	1/1	6.0	4	3	1	2	6	1	101
(3/21) at Arkansas	1.52	0-1-0	1/1	5.0	3	1	1	2	2	1	72
(4/11) at Texas A&M	2.42	0-0-0	1/1	2.1	5	3	3	0	3	0	41
(4/17) Auburn	3.76	0-0-0	1/0	0.1	2	4	4	3	0	0	23
TOTALS	3.76	2-1-0	7/6	26.1	22	16	11	16	24	2	--

2020 SEASON TOTALS

OPPONENT	ERA	W-L-S	G/GS	IP	H	R	ER	BB	SO	HR	NP
(2/16) Northeastern	4.50	1-0-0	1/1	4.0	4	3	2	1	2	0	62
(2/23) at UNLV	3.38	1-0-0	1/1	4.0	5	1	1	1	3	0	48
(3/1) Harvard	3.75	0-0-0	1/1	4.0	5	2	2	1	6	0	73
(3/8) Lipscomb	3.18	1-0-0	1/1	5.0	4	1	1	0	6	0	74
TOTALS	3.18	3-0-0	4/4	17.0	18	7	6	3	17	0	--

CAREER TOTALS

YEAR	ERA	W-L	APP/GS	SV	IP	H	R	ER	BB	SO	B/AVG
2020	3.18	3-0	4/4	0	17.0	18	7	6	3	17	.265
2021	3.76	2-1	7/6	0	26.1	22	16	11	16	24	.232
2022	4.35	1-1	5/5	0	20.2	18	10	10	11	13	.228
TOTALS	3.80	6-2	16/15	0	64.0	58	33	27	30	54	.240
TOTALS (as SP)	3.25	6-2	15	--	63.2	56	29	23	27	54	---

SEC CAREER TOTALS

YEAR	ERA	W-L	APP/GS	SV	IP	H	R	ER	BB	SO	B/AVG
2020	--	--	--	--	--	--	--	--	--	--	--
2021	9.39	0-1	3/2	0	7.2	10	8	8	5	5	.323
2022	13.50	0-0	1/1	0	3.1	6	5	5	2	1	.375
TOTALS	10.64	0-1	4/3	0	11.0	16	13	13	7	6	.340
TOTALS (as SP)	7.59	0-1	3	--	10.2	14	9	9	4	6	---

#19 TRACE MOORE, LHP - JR.

- Allowed one run on one hit with two strikeouts against Binghamton on March 12
- Contributed 1.0 frame against Alabama State for his Crimson Tide debut on Feb. 23, allowing one unearned run on two hits with a strikeout
- Spent his sophomore year at Palm Beach State C.C. after playing at Broward College as a freshman
- Earned first team all-conference honors at Palm Beach State thanks to a standout 2021 season
- Attended Nova High School in Davie, Fla., where he was a top-50 pitching prospect in the state

2022 SEASON TOTALS

OPPONENT	ERA	W-L-S	G/GS	IP	H	R	ER	BB	SO	HR	NP
(2/23) Alabama State	0.00	0-0-0	1/0	1.0	2	1	0	0	1	0	18
(3/12) Binghamton	4.50	0-0-0	1/0	1.0	1	1	1	0	2	1	17
TOTALS	4.50	0-0-0	2/0	2.0	3	2	1	0	3	0	--

CAREER TOTALS (at Alabama)

YEAR	ERA	W-L	APP/GS	SV	IP	H	R	ER	BB	SO	B/AVG
2022	4.50	0-0	2/0	0	2.0	3	2	1	0	3	.333
TOTALS	4.50	0-0	2/0	0	2.0	3	2	1	0	3	.333

SEC CAREER TOTALS (at Alabama)

YEAR	ERA	W-L	APP/GS	SV	IP	H	R	ER	BB	SO	B/AVG
2022	--	--	--	--	--	--	--	--	--	--	--
TOTALS	--	--	--	--	--	--	--	--	--	--	--

#23 BRANDON CLARKE, LHP - FR.

- Working back from injury during the 2022 campaign
- Attended Independence High School in Ashburn, Va.
- Named the No. 2 left-hander and sixth-rather prospect in Virginia by Prep Baseball Report
- The second-rated southpaw in Virginia and the state's No. 8 prospect according to Perfect Game

2022 SEASON TOTALS

OPPONENT	ERA	W-L-S	G/GS	IP	H	R	ER	BB	SO	HR	NP
(DATE) Opponent	--	--	--	--	--	--	--	--	--	--	--
TOTALS	--	--	--	--	--	--	--	--	--	--	--

CAREER TOTALS

YEAR	ERA	W-L	APP/GS	SV	IP	H	R	ER	BB	SO	B/AVG
2022	--	--	--	--	--	--	--	--	--	--	--
TOTALS	--	--	--	--	--	--	--	--	--	--	--

SEC CAREER TOTALS

YEAR	ERA	W-L	APP/GS	SV	IP	H	R	ER	BB	SO	B/AVG
2022	--	--	--	--	--	--	--	--	--	--	--
TOTALS	--	--	--	--	--	--	--	--	--	--	--

#26 GRAYSON HITT, LHP - SO.

- Alabama's Sunday starter to begin his sophomore season
- Ranks second on Alabama with 22 strikeouts
- Battled for 5.0 innings against Florida on March 20, allowing four runs (three earned) on six hits with four strikeouts and no walks
- Tossed 4.0 innings against Binghamton on March 13, allowing two unearned runs on two hits and four walks with seven strikeouts
- Allowed three runs (one earned) on four hits and a walk with four strikeouts across 3.0 innings of work against Murray State on March 6
- Contributed 3.1 innings in his start at Texas on Feb. 27, allowing one run on four hits and a walk with one strikeout
- Made his first weekend start in the Feb. 20 matchup against Xavier, working 4.0 scoreless frames with a career-high six strikeouts to earn the win
- One of the Tide's most called-on rookies in 2021, totaling 11 appearances, including three starts

2022 SEASON TOTALS

OPPONENT	ERA	W-L-S	G/GS	IP	H	R	ER	BB	SO	HR	NP
(2/20) Xavier	0.00	1-0-0	1/1	4.0	3	0	0	1	6	0	64
(2/27) at Texas	1.23	0-0-0	1/1	3.1	4	1	1	1	1	0	57
(3/6) Murray State	1.74	0-0-0	1/1	3.0	4	3	1	1	4	0	60
(3/13) Binghamton	1.26	0-0-0	1/1	4.0	2	2	0	4	7	0	71
(3/20) Florida	2.33	0-0-0	1/1	5.0	6	4	3	0	4	2	67
TOTALS	2.33	1-0-0	5/5	19.1	19	10	5	7	22	2	--

2021 SEASON TOTALS

OPPONENT	ERA	W-L-S	G/GS	IP	H	R	ER	BB	SO	HR	NP
(2/21) McNeese	9.00	1-0-0	1/0	3.0	4	3	3	1	4	0	46
(2/26) Wright State	13.50	0-0-0	1/0	0.1	2	3	2	0	1	0	12
(3/5) at Charleston	10.38	0-0-0	1/0	1.0	0	0	0	0	2	0	9
(3/12) Stetson	6.14	0-0-0	1/0	3.0	1	0	0	1	2	0	45
(3/23) So. Miss	7.00	0-1-0	1/0	1.2	2	2	2	1	1	0	29
(3/27) Ole Miss	8.18	0-0-0	1/0	2.0	3	3	3	3	1	1	49
(4/3) Tennessee	11.12	0-1-0	1/0	0.1	1	4	4	3	1	0	21
(4/7) ULM	10.93	0-1-0	1/1	2.2	4	3	3	1	2	1	54
(4/13) Samford	9.00	1-0-0	1/1	4.0	2	1	1	1	2	0	41
(4/20) North Alabama	10.31	0-0-0	1/1	0.1	1	3	3	2	0	0	26
(4/25) at Kentucky-2	10.80	0-0-0	1/0	0.0	2	1	1	2	0	1	18
TOTALS	10.80	2-3-0	11/3	18.1	22	23	22	15	16	3	--

CAREER TOTALS

YEAR	ERA	W-L	APP/GS	SV	IP	H	R	ER	BB	SO	B/AVG
2021	10.80	2-3	11/3	0	18.1	22	23	22	15	16	.306
2022	2.33	1-0	5/5	0	19.1	19	10	5	7	22	.257
TOTALS	6.45	3-3	16/8	0	37.2	41	33	27	22	38	.281
TOTALS (as SP)	4.10	2-1	8	--	26.1	26	17	12	11	26	---

SEC CAREER TOTALS

YEAR	ERA	W-L	APP/GS	SV	IP	H	R	ER	BB	SO	B/AVG
2021	30.86	0-1	3/0	0	2.1	6	8	8	8	2	.545
2022	5.40	0-0	1/1	0	5.0	6	4	3	0	4	.316
TOTALS	13.50	0-1	4/1	0	7.1	12	12	11	8	6	.400
TOTALS (as SP)	5.40	0-0	1	--	5.0	6	4	3	0	4	---

PITCHING GAME-BY-GAME AND CAREER STATS

#27 BEN HESS, RHP - FR.

- Allowed two runs on one hit and two walks with four Ks in 2.0 innings of work at UAB on March 23
- Got the start at Southern Miss on March 16, allowing one run on two hits with a two Ks in 2.0 IP
- Made his first career appearance and start for the Tide on March 9 against North Alabama, allowing two runs on three hits with two strikeouts in 1.0 inning of work
- Attended Charleston High School in Charleston, Ill.
- The top-rated right-hander in Illinois and the state's No. 2 prospect by Perfect Game
- Also listed as the nation's No. 72 recruit overall and the No. 19 right-hander in the country by PG
- Illinois' No. 1 player and the nation's No. 93 recruit overall by Prep Baseball Report
- The top-ranked player in Illinois by MaxPreps

2022 SEASON TOTALS

OPPONENT	ERA	W-L-S	G/GS	IP	H	R	ER	BB	SO	HR	NP
(3/9) North Alabama	18.00	0-1-0	1/1	1.0	3	2	2	0	2	0	12
(3/16) at So. Miss	9.00	0-0-0	1/1	2.0	2	1	1	0	2	1	30
(3/23) at UAB	9.00	0-0-0	1/1	2.0	1	2	2	2	4	1	47
TOTALS	9.00	0-1-0	3/3	5.0	6	5	5	2	8	2	--

CAREER TOTALS

YEAR	ERA	W-L	APP/GS	SV	IP	H	R	ER	BB	SO	B/AVG
2022	9.00	0-1	3/3	0	5.0	6	5	5	2	8	.286
TOTALS	9.00	0-1	3/3	0	5.0	6	5	5	2	8	.286
TOTALS (as SP)	9.00	0-1	3	--	5.0	6	5	5	2	8	---

SEC CAREER TOTALS

YEAR	ERA	W-L	APP/GS	SV	IP	H	R	ER	BB	SO	B/AVG
2022	--	--	--	--	--	--	--	--	--	--	--
TOTALS	--	--	--	--	--	--	--	--	--	--	--

#28 ELI GILES, RHP - SO.

- Entered for 1.0 scoreless relief frame on March 12 against Binghamton
- Tossed 1.0 scoreless frame with one strikeout against Alabama State on Feb. 23
- Appeared in 10 games in his first season at the Capstone

2022 SEASON TOTALS

OPPONENT	ERA	W-L-S	G/GS	IP	H	R	ER	BB	SO	HR	NP
(2/23) Alabama State	0.00	0-0-0	1/0	1.0	1	0	0	0	1	0	13
(3/12) Binghamton	0.00	0-0-0	1/0	1.0	0	0	0	0	0	0	9
TOTALS	0.00	0-0-0	2/0	2.0	1	0	0	0	1	0	--

2021 SEASON TOTALS

OPPONENT	ERA	W-L-S	G/GS	IP	H	R	ER	BB	SO	HR	NP
(2/24) UT-Martin	15.43	0-1-0	1/0	2.1	4	5	4	1	3	2	37
(3/7) at Charleston	18.90	0-0-0	1/0	1.0	3	3	3	1	1	0	17
(3/12) Stetson	14.54	0-0-0	1/0	1.0	1	0	0	1	2	0	18
(3/26) Ole Miss-1	15.19	0-0-0	1/0	1.0	2	2	2	0	0	0	14
(4/3) Tennessee	13.50	0-0-0	1/0	0.2	1	0	0	0	0	0	8
(4/4) Tennessee	11.25	0-0-0	1/0	2.0	5	1	1	0	4	0	42
(4/13) Samford	11.00	0-0-0	1/0	1.0	1	1	1	2	3	0	40
(4/20) North Alabama	11.57	0-0-0	1/0	0.1	2	1	1	1	1	0	19
(4/25) at Kentucky-2	11.70	0-0-0	1/0	0.2	2	1	1	0	0	0	11
(4/27) at UAB	9.69	0-0-0	1/0	3.0	4	1	1	0	2	0	35
TOTALS	9.69	0-1-0	10/0	13.0	25	15	14	6	16	2	--

CAREER TOTALS

YEAR	ERA	W-L	APP/GS	SV	IP	H	R	ER	BB	SO	B/AVG
2021	9.69	0-1	10/0	0	13.0	25	15	14	6	16	.439
2022	0.00	0-0	2/0	0	2.0	1	0	0	0	1	.143
TOTALS	8.40	0-1	12/0	0	15.0	26	15	14	6	17	.406

SEC CAREER TOTALS

YEAR	ERA	W-L	APP/GS	SV	IP	H	R	ER	BB	SO	B/AVG
2021	8.31	0-0	4/0	0	4.1	10	4	4	0	4	.556
TOTALS	8.31	0-0	4/0	0	4.1	10	4	4	0	4	.556

#29 BRAYDEN GAINEY, RHP - JR.

- Allowed one unearned run on two hits in 1.0 inning of work against Binghamton on March 11
- Worked 3.0 innings against UT-Martin on March 1, allowing two runs on three hits with a strikeout
- Made his Alabama debut on Feb. 20 against Xavier, allowing one run on three hits with a strikeout
- Played two seasons at Gulf Coast State College in Panama City, Fla. before coming to UA
- Selected as a second team All-Panhandle Conference honoree in 2021
- Attended A. Crawford Mosley High School in Lynn Haven, Fla. for his final two seasons of prep ball
- Began his high school career at Chipley High School in Chipley, Fla.

2022 SEASON TOTALS

OPPONENT	ERA	W-L-S	G/GS	IP	H	R	ER	BB	SO	HR	NP
(2/20) Xavier	9.00	0-0-0	1/0	1.0	3	1	1	0	1	0	27
(2/23) Alabama State	6.00	0-0-0	1/0	2.0	3	1	1	0	1	0	33
(3/1) UT-Martin	6.00	0-0-0	1/0	3.0	3	2	2	0	1	2	35
(3/11) Binghamton	5.14	0-0-0	1/0	1.0	2	1	0	0	0	0	18
TOTALS	5.14	0-0-0	4/0	7.0	11	5	4	0	3	2	--

CAREER TOTALS (at Alabama)

YEAR	ERA	W-L	APP/GS	SV	IP	H	R	ER	BB	SO	B/AVG
2022	5.14	0-0	4/0	0	7.0	11	5	4	0	3	.355
TOTALS	5.14	0-0	4/0	0	7.0	11	5	4	0	3	.355

SEC CAREER TOTALS (at Alabama)

YEAR	ERA	W-L	APP/GS	SV	IP	H	R	ER	BB	SO	B/AVG
2022	--	--	--	--	--	--	--	--	--	--	--
TOTALS	--	--	--	--	--	--	--	--	--	--	--

#30 JAKE LEGER, LHP - JR.

- Entered at UAB on March 23, allowing one run on four hits with three strikeouts
- Allowed two runs on four hits with two strikeouts in 2.1 innings of relief vs. Florida on March 19
- Contributed 1.1 scoreless innings at Southern Miss on March 16, allowing two hits with four Ks
- Made his first career appearance as a member of the Crimson Tide on March 12 vs. Binghamton, tossing 1.0 scoreless frame with one strikeout
- Spent the last two seasons at Iowa Western Community College in Council Bluffs, Iowa
- Finished his sophomore season with a 3-1 record, one save and 23 strikeouts across 15.2 IP
- Attended Lexington High School in Lexington, Neb., where he was rated as the No. 4 lefty and No. 15 overall player from Nebraska by Prep Baseball Report

2022 SEASON TOTALS

OPPONENT	ERA	W-L-S	G/GS	IP	H	R	ER	BB	SO	HR	NP
(3/12) Binghamton	0.00	0-0-0	1/0	1.0	0	0	0	0	1	0	10
(3/16) at So. Miss	0.00	0-0-0	1/0	1.1	2	0	0	0	4	0	28
(3/19) Florida	3.86	0-0-0	1/0	2.1	4	2	2	0	2	0	41
(3/23) at UAB	4.05	0-0-0	1/0	2.0	4	1	1	0	3	0	26
TOTALS	4.05	0-0-0	4/0	6.2	10	3	3	0	10	0	--

CAREER TOTALS (at Alabama)

YEAR	ERA	W-L	APP/GS	SV	IP	H	R	ER	BB	SO	B/AVG
2022	4.05	0-0-0	4/0	0	6.2	10	3	3	0	10	.345
TOTALS	4.05	0-0-0	4/0	0	6.2	10	3	3	0	10	.345

SEC CAREER TOTALS (at Alabama)

YEAR	ERA	W-L	APP/GS	SV	IP	H	R	ER	BB	SO	B/AVG
2022	7.71	0-0	1/0	0	2.1	4	2	2	0	2	.364
TOTALS	7.71	0-0	1/0	0	2.1	4	2	2	0	2	.364

PITCHING GAME-BY-GAME AND CAREER STATS

#32 BRAYLON MYERS, RHP - FR.

- Tossed 1.0 scoreless frame with two strikeouts against Florida on March 19
- Allowed one run on two hits against UT-Martin on March 1
- Made his collegiate debut against Jacksonville State on Feb. 22, allowing two runs on two hits with two strikeouts across 2.0 innings of relief
- Attended Oak Grove High School in Bessemer
- The eighth-ranked righty and No. 18 overall prospect in Alabama by Perfect Game
- Tabbed the No. 11 right-hander and No. 26 player in the state by Prep Baseball Report

2022 SEASON TOTALS

OPPONENT	ERA	W-L-S	G/GS	IP	H	R	ER	BB	SO	HR	NP
(2/22) Jacksonville St.	9.00	0-0-0	1/0	2.0	2	2	2	0	2	1	29
(3/1) UT-Martin	13.50	0-0-0	1/0	0.0	2	1	1	0	0	1	5
(3/19) Florida	9.00	0-0-0	1/0	1.0	0	0	0	0	2	0	16
TOTALS	9.00	0-0-0	3/0	3.0	4	3	3	0	4	2	--

CAREER TOTALS

YEAR	ERA	W-L	APP/GS	SV	IP	H	R	ER	BB	SO	B/AVG
2022	9.00	0-0	3/0	0	3.0	4	3	3	0	4	.333
TOTALS	9.00	0-0	3/0	0	3.0	4	3	3	0	4	.333

SEC CAREER TOTALS

YEAR	ERA	W-L	APP/GS	SV	IP	H	R	ER	BB	SO	B/AVG
2022	0.00	0-0	1/0	0	1.0	0	0	0	0	2	.000
TOTALS	0.00	0-0	1/0	0	1.0	0	0	0	0	2	.000

#33 LUKE HOLMAN, RHP - FR.

- Suffered the loss at UAB on March 23, allowing two runs (one earned) on three hits with a strikeout in 1.1 relief innings
- Contributed 1.0 scoreless frame against Florida on March 18
- Tossed 2.0 scoreless, hitless innings with three BBs and three Ks against Murray State on March 6
- Allowed three runs on two hits and a walk in 0.1 an inning at No. 1 Texas on Feb. 27
- Made his collegiate debut on Feb. 20 against Xavier, allowing three runs on six hits with two punchouts across 3.0 innings of work
- Attended Wilson High School in West Lawn, Pa.
- Third-ranked player in Pennsylvania and the No. 2 right-hander in the state by Prep Baseball Report
- The No. 2 right-hander and No. 4 overall prospect in Pennsylvania by Perfect Game
- Drafted in the 20th round of the 2021 MLB Draft by the Toronto Blue Jays but elected to attend UA

2022 SEASON TOTALS

OPPONENT	ERA	W-L-S	G/GS	IP	H	R	ER	BB	SO	HR	NP
(2/20) Xavier	9.00	0-0-0	1/0	3.0	6	3	3	0	2	0	58
(2/27) at Texas	16.20	0-1-0	1/0	0.1	2	3	3	1	0	0	22
(3/2) Troy	12.46	0-0-0	1/0	1.0	0	0	0	0	2	0	16
(3/6) Murray State	8.53	0-0-0	1/0	2.0	0	0	0	3	3	0	38
(3/11) Binghamton	9.95	0-0-0	1/0	0.0	2	1	1	1	0	0	21
(3/18) Florida	8.59	0-0-0	1/0	1.0	0	0	0	0	0	0	13
(3/23) at UAB	8.31	0-1-0	1/0	1.1	3	2	1	0	1	0	26
TOTALS	8.31	0-2-0	7/0	8.2	13	9	8	5	8	0	--

CAREER TOTALS

YEAR	ERA	W-L	APP/GS	SV	IP	H	R	ER	BB	SO	B/AVG
2022	8.31	0-2	7/0	0	8.2	13	9	8	5	8	.333
TOTALS	8.31	0-2	7/0	0	8.2	13	9	8	5	8	.333

SEC CAREER TOTALS

YEAR	ERA	W-L	APP/GS	SV	IP	H	R	ER	BB	SO	B/AVG
2022	0.00	0-0	1/0	0	1.0	0	0	0	0	0	.000
TOTALS	0.00	0-0	1/0	0	1.0	0	0	0	0	0	.000

#34 JACOB MCNAIRY, RHP - SR.

- Leads UA in wins with a perfect 4-0 record to start the season
- Tied for third on UA for innings pitched with 19.1 spread across six appearances (two starts)
- Tossed the final 1.2 innings against Florida on March 20, allowing one run on three hits with a strikeout to pick up the win as the Tide completed the comeback in the home half of the ninth
- Tagged with the win against Binghamton on March 13, tossing 2.2 innings and allowing one run on two hits and a walk with three strikeouts
- Allowed four runs on four hits and a walk with one strikeout in 2.0 innings of work against North Alabama on March 9
- Maintained a perfect game through 6.1 of his 7.0 scoreless innings against Troy on March 2, allowing just one hit by game's end while striking out a career-high seven for the win
- Made his first start of the season against Jacksonville State on Feb. 22, earning the win with 5.0 innings of one-run baseball while striking out three and inducing three double plays
- Entered for 1.0 scoreless inning of relief against Xavier on Feb. 18, punching out a pair
- Totaled 15 appearances, including three starts as one of the Tide's most reliable arms in 2021
- Missed one month of the season due to injury
- Returned from injury to make his first career start on May 22 against Mississippi State, punching out two with two hits allowed across his 2.0 innings of work

2022 SEASON TOTALS

OPPONENT	ERA	W-L-S	G/GS	IP	H	R	ER	BB	SO	HR	NP
(2/18) Xavier	0.00	0-0-0	1/0	1.0	2	0	0	0	2	0	17
(2/22) Jacksonville St.	1.50	1-0-0	1/1	5.0	5	1	1	2	3	1	64
(3/2) Troy	0.69	1-0-0	1/1	7.0	1	0	0	0	7	0	78
(3/9) North Alabama	3.00	0-0-0	1/0	2.0	4	4	4	1	1	1	32
(3/13) Binghamton	3.06	1-0-0	1/0	2.2	2	1	1	1	3	0	42
(3/20) Florida	3.26	1-0-0	1/0	1.2	3	1	1	0	1	0	27
TOTALS	3.26	4-0-0	6/2	19.1	17	7	7	4	17	2	--

2021 SEASON TOTALS

OPPONENT	ERA	W-L-S	G/GS	IP	H	R	ER	BB	SO	HR	NP
(2/20) McNeese	9.00	0-0-0	1/0	3.0	3	3	3	1	4	0	57
(2/24) UT-Martin	7.36	0-0-0	1/0	0.2	0	0	0	0	0	0	8
(2/27) Wright State-1	0.69	1-0-0	1/0	4.1	4	2	0	1	4	0	65
(3/5) at Charleston	2.70	0-0-0	1/0	2.0	3	0	0	0	0	0	31
(3/9) South Alabama	4.15	0-0-0	1/0	3.0	4	3	3	0	3	1	40
(3/14) Stetson	4.20	0-0-0	1/0	2.0	3	1	1	0	2	0	35
(3/20) at Arkansas	5.51	0-0-0	1/0	1.1	4	3	3	0	1	0	25
(3/26) Ole Miss-2	5.40	0-0-0	1/0	2.0	2	1	1	2	0	0	29
(4/3) Tennessee	5.75	0-0-0	1/0	2.0	1	3	2	2	0	0	46
(4/7) ULM	5.32	0-0-0	1/0	1.2	1	0	0	0	3	0	22
(4/11) at Texas A&M	4.91	1-0-0	1/0	3.2	4	1	1	0	3	1	52
(4/17) Auburn	5.40	0-0-0	1/0	2.2	5	3	3	0	3	0	39
(5/22) Mississippi St.	5.04	0-0-0	1/1	2.0	2	0	0	0	2	0	27
(5/26) vs. Tennessee	4.37	0-0-0	1/1	4.2	3	0	0	1	2	0	59
(6/6) vs. La Tech	5.59	0-1-0	1/1	2.0	6	6	6	2	0	2	49
TOTALS	5.59	1-1-0	15/3	37.0	45	26	23	9	27	4	--

2020 SEASON TOTALS

OPPONENT	ERA	W-L-S	G/GS	IP	H	R	ER	BB	SO	HR	NP
(2/16) Northeastern	0.00	0-0-0	1/0	3.0	1	0	0	0	4	0	31
(2/23) at UNLV	0.00	0-0-0	1/0	4.0	2	0	0	0	0	0	57
(3/1) Harvard	1.00	0-0-0	1/0	2.0	3	1	1	0	2	0	29
TOTALS	1.00	0-0-0	3/0	9.0	6	1	1	0	6	0	--

2019 SEASON TOTALS

OPPONENT	ERA	W-L-S	G/GS	IP	H	R	ER	BB	SO	HR	NP
(2/16) Presbyterian-1	4.50	0-0-0	1/0	2.0	3	1	1	2	0	0	30
(2/23) Ball State	10.12	0-0-0	1/0	0.2	3	2	2	0	0	0	13
(2/27) UNA	5.79	0-0-1	1/0	2.0	1	0	0	0	1	0	19
(3/2) at USA-1	6.35	0-0-0	1/0	1.0	2	1	1	1	1	0	22
(3/6) SDSU	9.95	0-0-0	1/0	0.2	3	3	3	0	0	0	18
(4/9) at Samford	7.56	0-0-0	1/0	2.0	1	0	0	0	1	0	28
(4/14) at Miss. St.	9.00	0-0-0	1/0	0.2	2	2	2	2	0	0	21
(5/8) at Troy	7.36	0-0-0	1/0	2.0	2	0	0	0	2	0	25
(5/14) Samford	6.75	0-0-0	1/0	1.0	0	0	0	0	0	0	11
(5/16) at Georgia	6.23	0-0-0	1/0	1.0	2	0	0	0	0	0	17
TOTALS	6.23	0-0-1	10/0	13.0	19	9	9	5	5	0	--

CAREER TOTALS

YEAR	ERA	W-L	APP/GS	SV	IP	H	R	ER	BB	SO	B/AVG
2019	6.23	0-0	10/0	1	13.0	19	9	9	5	5	.339
2020	1.00	0-0	3/0	0	9.0	6	1	1	0	6	.200
2021	5.59	1-1	15/3	0	37.0	45	26	23	9	27	.302
2022	3.26	4-0	6/2	0	19.1	17	7	7	4	17	.243
TOTALS	4.60	5-1	34/5	1	78.1	87	43	40	18	55	.285
TOTALS (as SP)	3.05	2-1	5	--	20.2	17	7	7	5	14	---

SEC CAREER TOTALS

YEAR	ERA	W-L	APP/GS	SV	IP	H	R	ER	BB	SO	B/AVG
2019	10.80	0-0	2/0	0	1.2	4	2	2	2	0	.444
2020	--	--	--	--	--	--	--	--	--	--	--
2021	6.59	1-0	6/1	0	13.2	18	11	10	4	9	.346
2022	5.40	1-0	1/0	0	1.2	3	1	1	0	1	.375
TOTALS	6.88	2-0	9/1	0	17.0	25	14	13	6	10	.362
TOTALS (as SP)	0.00	0-0	1	--	2.0	2	0	0	0	2	---

PITCHING GAME-BY-GAME AND CAREER STATS

#36 HAGAN BANKS, RHP - FR.

- Tossed 2.0 scoreless, hitless relief frames with one punchout at UAB on March 23
- Suffered the loss at Southern Miss on March 16, allowing two runs on one hit and a walk in 1.2 IP
- Entered for 1.2 innings of relief against North Alabama on March 9, allowing one run on one hit and a walk with one strikeout
- Got the starting nod against UT-Martin on March 1, striking out a pair in his 2.0 scoreless innings
- Made his first career appearance and start against Alabama State on Feb. 23, tossing 2.0 scoreless frames with a walk and two strikeouts
- Attended Calhoun High School in Calhoun, Ga.
- Rated as the No. 7 right-hander and No. 21 overall prospect in Georgia by Perfect Game
- The ninth-ranked righty and 24th-ranked prospect in Georgia by Prep Baseball Report

2022 SEASON TOTALS

OPPONENT	ERA	W-L-S	G/GS	IP	H	R	ER	BB	SO	HR	NP
(2/23) Alabama State	0.00	0-0-0	1/1	2.0	0	0	0	1	2	0	35
(3/1) UT-Martin	0.00	0-0-0	1/1	2.0	0	0	0	0	2	0	17
(3/9) North Alabama	1.59	0-0-0	1/0	1.2	1	1	1	1	1	0	31
(3/16) at So. Miss	3.68	0-1-0	1/0	1.2	1	2	2	1	0	0	27
(3/23) at UAB	2.89	0-0-0	1/0	2.0	0	0	0	0	1	0	19
TOTALS	2.89	0-1-0	5/2	9.1	2	3	3	3	6	0	--

CAREER TOTALS

YEAR	ERA	W-L	APP/GS	SV	IP	H	R	ER	BB	SO	B/AVG
2022	2.89	0-1	5/2	0	9.1	2	3	3	3	6	.067
TOTALS	2.89	0-1	5/2	0	9.1	2	3	3	3	6	.067
TOTALS (as SP)	0.00	0-0	2	--	4.0	0	0	0	1	4	---

SEC CAREER TOTALS

YEAR	ERA	W-L	APP/GS	SV	IP	H	R	ER	BB	SO	B/AVG
2022	--	--	--	--	--	--	--	--	--	--	--
TOTALS	--	--	--	--	--	--	--	--	--	--	--

#37 HUNTER RUTH, RHP - R-SR.

- Entered for 1.0 inning of relief at Southern Miss on March 16, allowing one hit with two strikeouts
- Tossed 1.0 scoreless frame with one strikeout against North Alabama on March 9
- Allowed two runs on one hit and a pair of walks with one strikeout against UT-Martin on March 1
- Picked up the win in his first appearance of the season against Alabama State on Feb. 23, working 2.0 scoreless relief innings with three strikeouts
- Veteran reliever who appeared in nine games during his first season in Tuscaloosa
- Totaled 15.1 frames and notched one save as a junior in 2021
- Made his Alabama debut against Jacksonville State on March 10, tossing 1.0 scoreless frame with a strikeout

2022 SEASON TOTALS

OPPONENT	ERA	W-L-S	G/GS	IP	H	R	ER	BB	SO	HR	NP
(2/23) Alabama State	0.00	1-0-0	1/0	2.0	1	0	0	0	3	0	26
(3/1) UT-Martin	6.00	0-0-0	1/0	1.0	1	2	2	2	1	0	24
(3/9) North Alabama	4.50	0-0-0	1/0	1.0	0	0	0	0	1	0	15
(3/16) at So. Miss	3.60	0-0-0	1/0	1.0	1	0	0	0	2	0	18
TOTALS	3.60	1-0-0	4/0	5.0	3	2	2	2	7	0	--

2021 SEASON TOTALS

OPPONENT	ERA	W-L-S	G/GS	IP	H	R	ER	BB	SO	HR	NP
(3/10) Jacksonville St.	0.00	0-0-0	1/0	1.0	0	0	0	0	1	0	14
(3/27) Ole Miss	20.25	0-0-0	1/0	0.1	3	3	3	0	1	0	10
(4/4) Tennessee	10.80	0-0-0	1/0	2.0	1	1	1	3	1	0	40
(4/7) ULM	8.31	0-0-0	1/0	1.0	1	0	0	0	0	0	9
(4/13) Samford	7.11	0-0-0	1/0	2.0	4	1	1	0	2	0	36
(4/23) at Kentucky	5.40	0-0-0	1/0	2.0	0	0	0	0	3	0	20
(4/27) at UAB	3.97	0-0-1	1/0	3.0	2	0	0	0	4	0	30
(5/2) Missouri	3.14	0-0-0	1/0	3.0	4	0	0	0	2	0	42
(5/16) at LSU	5.87	0-0-0	1/0	1.0	4	5	5	2	0	1	35
TOTALS	5.87	0-0-1	9/0	15.1	19	10	10	5	14	1	--

CAREER TOTALS (at Alabama)

YEAR	ERA	W-L	APP/GS	SV	IP	H	R	ER	BB	SO	B/AVG
2021	5.87	0-0	9/0	1	15.1	19	10	10	5	14	.311
2022	3.60	1-0	4/0	0	5.0	3	2	2	2	7	.200
TOTALS	5.31	1-0	13/0	1	20.1	22	12	12	7	21	.289

SEC CAREER TOTALS (at Alabama)

YEAR	ERA	W-L	APP/GS	SV	IP	H	R	ER	BB	SO	B/AVG
2021	9.72	0-0	5/0	0	8.1	12	9	9	5	7	.343
TOTALS	9.72	0-0	5/0	0	8.1	12	9	9	5	7	.343

#38 DYLAN RAY, RHP - R-FR.

- Tied for third on UA with 21 strikeouts across his 11.2 total innings pitched
- Allowed two runs on two hits and a walk with three Ks in 2.1 frames against Florida on March 20
- Earned the save against Binghamton on March 13, working the final 2.1 innings and issuing two walks while striking out five
- Picked up his first career save with 3.0 innings against Murray State on March 4, allowing one run on one hit while striking out seven of the 10 batters he faced
- Suffered the hard-luck loss at Texas on Feb. 25, allowing one unearned run in 2.0 innings of work with two hits and four strikeouts
- Made his collegiate debut in the Feb. 19 matchup vs. Xavier, allowing one run on two hits and two walks with one strikeout
- Suffered a season-ending injury last fall that forced him to miss his first season at the Capstone
- Attended Bob Jones High School in Madison with current teammate Caden Rose
- The state of Alabama's top-ranked recruit and the No. 33 righty nationally by Prep Baseball Report
- Perfect Game's No. 5 prospect in the state and the third-ranked right-handed pitcher

2022 SEASON TOTALS

OPPONENT	ERA	W-L-S	G/GS	IP	H	R	ER	BB	SO	HR	NP
(2/19) Xavier	4.50	0-0-0	1/0	2.0	2	1	1	2	2	1	39
(2/25) at Texas	2.25	0-1-0	1/0	2.0	2	1	0	0	4	0	43
(3/4) Murray State	2.57	0-0-1	1/0	3.0	1	1	1	0	7	1	38
(3/13) Binghamton	1.93	0-0-1	1/0	2.1	0	0	0	2	5	0	41
(3/20) Florida	3.09	0-0-0	1/0	2.1	2	2	2	1	3	1	51
TOTALS	3.09	0-1-2	5/0	11.2	7	5	4	5	21	3	--

CAREER TOTALS

YEAR	ERA	W-L	APP/GS	SV	IP	H	R	ER	BB	SO	B/AVG
2021	--	--	--	--	--	--	--	--	--	--	--
2022	3.09	0-1	5/0	2	11.2	7	5	4	5	21	.167
TOTALS	3.09	0-1	5/0	2	11.2	7	5	4	5	21	.167

SEC CAREER TOTALS

YEAR	ERA	W-L	APP/GS	SV	IP	H	R	ER	BB	SO	B/AVG
2021	--	--	--	--	--	--	--	--	--	--	--
2022	7.71	0-0	1/0	0	2.1	2	2	2	1	3	.200
TOTALS	7.71	0-0	1/0	0	2.1	2	2	2	1	3	.200

#39 GARRETT McMILLAN, RHP/INF - JR.

- The Tide's Friday night starter to begin the season
- Leads Alabama and is tied for third in the league for innings pitched with 30.0
- Owns a 0.87 WHIP to rank eighth in the SEC
- Limiting opposing hitters to a .189 average, good for 13th in the conference
- Tied for 15th in the league in ERA at 3.00 (10 ER/30.0 IP)
- Alabama's leader for strikeouts with 29
- Made the start in the SEC opener against Florida on March 18, allowing five runs on eight hits and two walks with seven strikeouts in 5.0 innings of work
- Earned his second win of the season in his March 11 start vs. Binghamton, throwing 7.0 innings of one-run baseball with two hits and a season-high tying seven strikeouts
- Picked up his first career win with an impressive performance against Murray State on March 4, contributing 6.0 scoreless frames to go with a season-high seven strikeouts
- Held the nation's No. 1 team scoreless in his start at Texas on Feb. 25, tossing 6.0 frames with three hits and two walks to go with three strikeouts
- Earned the start on Opening Day against Xavier on Feb. 18, allowing four runs on four hits and two walks with five strikeouts in his Alabama debut
- Began his collegiate career at Shelton State Community College for two seasons
- Went a perfect 12-0 with a 2.68 ERA across 15 appearances (14 starts) for the Bucs in 2021
- Added 87 strikeouts in his 74.0 innings of work as a sophomore at Shelton
- Owned a 3-1 record in six starts for the Bucs in 2020 before the season was cut short
- Attended Hillcrest High School where he was one of the state's top-rated right-handed pitchers by both Perfect Game and Prep Baseball Report

2022 SEASON TOTALS

OPPONENT	ERA	W-L-S	G/GS	IP	H	R	ER	BB	SO	HR	NP
(2/18) Xavier	6.00	0-0-0	1/1	6.0	4	4	4	2	5	2	78
(2/25) at Texas	3.00	0-0-0	1/1	6.0	3	0	0	2	3	0	87
(3/4) Murray State	2.00	1-0-0	1/1	6.0	3	0	0	0	7	0	91
(3/11) Binghamton	1.80	1-0-0	1/1	7.0	2	1	1	0	7	1	85
(3/18) Florida	3.00	0-1-0	1/1	5.0	8	5	5	2	7	2	96
TOTALS	3.00	2-1-0	5/5	30.0	20	10	10	6	29	5	--

CAREER TOTALS (at Alabama)

YEAR	ERA	W-L	APP/GS	SV	IP	H	R	ER	BB	SO	B/AVG
2022	3.00	2-1	5/5	0	30.0	20	10	10	6	29	.189
TOTALS	3.00	2-1	5/5	0	30.0	20	10	10	6	29	.189
TOTALS (as SP)	3.00	2-1	5	--	30.0	20	10	10	6	29	---

SEC CAREER TOTALS (at Alabama)

YEAR	ERA	W-L	APP/GS	SV	IP	H	R	ER	BB	SO	B/AVG
2022	9.00	0-1	1/1	0	5.0	8	5	5	2	7	.381
TOTALS	9.00	0-1	1/1	0	5.0	8	5	5	2	7	.381

PITCHING GAME-BY-GAME AND CAREER STATS

#40 BROCK GUFFEY, LHP - R-SR.

- Tied for third on UA for appearances with six
- Also tied for second among Alabama pitchers in wins as part of a 2-0 record
- Contributed 3.0 relief innings against Florida on March 18, allowing one unearned run on four hits and two walks with two strikeouts
- Worked 2.0 scoreless frames with two hits, a walk and two Ks against North Alabama on March 9

2022 SEASON TOTALS

OPPONENT	ERA	W-L-S	G/GS	IP	H	R	ER	BB	SO	HR	NP
(2/18) Xavier	0.00	1-0-0	1/0	2.0	0	0	0	0	3	0	25
(2/19) Xavier	0.00	0-0-1	1/0	0.1	0	0	0	0	0	0	4
(2/27) at Texas	0.00	0-0-0	1/0	1.2	4	0	0	0	1	0	36
(3/6) Murray State	0.00	1-0-0	1/0	3.0	0	0	0	0	1	0	35
(3/9) North Alabama	0.00	0-0-0	1/0	2.0	2	0	0	1	2	0	33
(3/18) Florida	0.00	0-0-0	1/0	3.0	4	1	0	2	2	0	50
TOTALS	0.00	2-0-1	6/0	12.0	10	1	0	3	9	0	--

2021 SEASON TOTALS

OPPONENT	ERA	W-L-S	G/GS	IP	H	R	ER	BB	SO	HR	NP
(2/19) McNeese	0.00	0-0-0	1/0	1.0	1	0	0	0	2	0	16
(2/21) McNeese	0.00	0-0-1	1/0	1.1	1	0	0	0	2	0	22
(2/26) Wright State	0.00	0-0-0	1/0	2.2	3	0	0	2	5	0	67
(3/7) at Charleston	0.00	0-0-0	1/0	1.0	1	0	0	1	2	0	23
(3/9) South Alabama	4.26	0-0-0	1/0	0.1	2	3	3	2	0	0	20
(3/23) So. Miss	3.24	0-0-0	1/0	2.0	0	0	0	0	2	0	20
(3/26) Ole Miss-1	7.56	0-1-0	1/0	0.0	3	4	4	1	0	0	17
(4/3) Tennessee	7.71	0-0-0	1/0	1.0	1	1	1	2	1	0	26
(5/21) Mississippi St.	6.97	0-0-0	1/0	1.0	0	0	0	0	0	0	13
(5/25) vs. USC	5.40	0-0-1	1/0	3.0	2	0	0	1	1	0	45
(6/4) vs. NC State	5.65	0-0-0	1/0	1.0	2	1	1	0	1	1	18
TOTALS	5.65	0-1-2	11/0	14.1	16	9	9	9	16	1	--

2020 SEASON TOTALS

OPPONENT	ERA	W-L-S	G/GS	IP	H	R	ER	BB	SO	HR	NP
(2/15) Northeastern	0.00	0-0-0	1/0	1.0	0	0	0	0	0	0	6
(2/21) at UNLV-2	0.00	1-0-0	1/0	1.0	0	0	0	0	1	0	10
(2/25) UT-Martin	2.25	0-0-0	1/0	2.0	3	1	1	0	0	1	22
(3/1) Harvard	1.29	1-0-0	1/0	3.0	0	0	0	0	7	0	34
(3/6) Lipscomb	1.04	1-0-0	1/0	1.2	1	0	0	1	5	0	35
TOTALS	1.04	3-0-0	5/0	8.2	4	1	1	1	13	1	--

2019 SEASON TOTALS

OPPONENT	ERA	W-L-S	G/GS	IP	H	R	ER	BB	SO	HR	NP
(2/18) Jacksonville St.	4.50	0-0-0	1/0	2.0	2	1	1	0	1	0	32
(2/26) UNA	3.00	0-0-0	1/0	1.0	1	0	0	0	2	0	14
(3/16) at Ole Miss	2.45	0-0-0	1/0	0.2	0	0	0	0	1	0	9
(3/19) Maine	1.93	0-0-0	1/0	1.0	1	0	0	0	3	0	15
(3/23) Arkansas	1.23	0-0-0	1/0	2.2	2	0	0	0	2	0	42
(3/26) vs. Auburn	1.17	0-0-0	1/0	0.1	1	1	0	0	1	0	14
(3/31) at Florida	0.96	0-0-0	1/0	1.2	0	0	0	0	0	0	11
(4/6) South Carolina	0.93	0-0-0	1/0	0.1	0	0	0	0	0	0	5
(4/14) at Miss. St.	2.53	0-0-0	1/0	1.0	3	2	2	0	1	1	22
(4/19) Vanderbilt	2.19	0-0-0	1/0	1.2	1	0	0	0	3	0	21
(4/21) Vanderbilt	2.03	0-0-0	1/0	1.0	1	0	0	0	1	0	23
(4/26) LSU	2.45	0-0-0	1/0	1.1	2	1	1	0	3	0	20
(4/28) LSU	2.04	0-0-0	1/0	3.0	1	0	0	0	2	0	31
(5/4) at Auburn	2.00	0-0-0	1/0	0.1	0	0	0	0	0	0	5
(5/5) at Auburn	2.21	0-1-0	1/0	2.1	3	1	1	0	0	0	36
(5/10) Texas A&M	2.01	0-0-0	1/0	2.0	0	0	0	0	2	0	24
(5/12) Texas A&M	2.25	0-0-0	1/0	1.2	2	1	1	1	0	0	28
(5/16) at Georgia	2.22	0-0-0	1/0	0.1	1	0	0	0	1	0	5
(5/18) at Georgia	2.92	0-0-0	1/0	0.1	2	2	2	1	0	1	16
TOTALS	2.92	0-1-0	19/0	24.2	23	9	8	4	21	2	--

2018 SEASON TOTALS

OPPONENT	ERA	W-L-S	G/GS	IP	H	R	ER	BB	SO	HR	NP
(2/18) Valparaiso	0.00	0-0-1	1/0	1.2	0	0	0	0	3	0	23
(2/24) Wash. State	0.00	1-0-0	1/0	2.1	1	0	0	1	3	0	32
(3/3) at Oklahoma	2.70	0-0-0	1/0	2.2	4	2	2	1	2	1	57
(3/9) N.M. State-2	2.45	0-0-0	1/0	0.2	1	0	0	0	1	0	16
(3/13) Alabama A&M	2.16	0-0-0	1/0	1.0	0	0	0	0	1	0	14
(3/17) Georgia	1.93	0-0-0	1/0	1.0	1	0	0	0	0	0	15
(3/20) at UAB	2.53	0-0-0	1/0	1.1	3	1	1	0	0	0	27
(3/27) vs. Auburn	2.25	0-0-0	1/0	1.1	0	0	0	0	1	0	16
(3/30) Kentucky	2.03	0-0-0	1/0	1.1	0	0	0	0	0	0	19
(4/1) Kentucky	2.51	0-1-0	1/0	1.0	1	2	1	0	1	1	25
(4/7) at Missouri-2	2.45	0-0-0	1/0	0.1	0	0	0	0	1	0	3
(4/13) at Texas A&M	2.25	0-0-0	1/0	1.1	1	1	0	1	1	0	41
(4/17) Samford	2.65	0-0-0	1/0	1.0	2	2	1	0	1	0	18
(4/21) Auburn-2	2.41	0-0-0	1/0	1.2	2	0	0	2	1	0	42
(4/24) Troy	2.18	0-0-0	1/0	2.0	1	0	0	1	2	0	37
(4/28) at Arkansas	3.74	0-1-0	1/0	1.0	2	4	4	3	1	0	36
(5/5) Miss. State	3.75	0-0-0	1/0	2.1	4	1	1	0	1	1	31
(5/8) Jacksonville St.	4.21	0-0-0	1/0	1.2	2	2	2	1	3	0	36
(5/12) at LSU	4.05	0-0-0	1/0	1.0	1	0	0	0	0	0	18
(5/17) Ole Miss	3.77	0-0-0	1/0	2.0	1	0	0	0	1	0	24
(5/19) Ole Miss	3.64	0-0-0	1/0	1.0	1	0	0	0	0	0	15
TOTALS	3.64	1-2-1	21/0	29.2	28	15	12	10	24	3	--

CAREER TOTALS

YEAR	ERA	W-L	APP/GS	SV	IP	H	R	ER	BB	SO	B/AVG
2018	3.64	1-2	21/0	0	29.2	28	15	12	10	24	.246
2019	2.92	0-1	19/0	0	24.2	23	9	8	4	21	.242
2020	1.04	3-0	5/0	0	8.2	4	1	1	1	13	.138
2021	5.65	0-1	11/0	2	14.1	16	9	9	9	16	.281
2022	0.00	2-0	6/0	1	12.0	10	1	0	3	9	.222
TOTALS	3.02	6-4	62/0	4	89.1	81	35	30	27	83	.238

SEC CAREER TOTALS

YEAR	ERA	W-L	APP/GS	SV	IP	H	R	ER	BB	SO	B/AVG
2018	3.86	0-2	11/0	0	14.0	14	8	6	6	7	.255
2019	3.10	0-1	15/0	0	20.1	18	7	7	3	15	.234
2020	--	--	--	--	--	--	--	--	--	--	--
2021	22.50	0-1	3/0	0	2.0	4	5	5	3	1	.444
2022	0.00	0-0	1/0	0	3.0	4	1	0	2	2	.308
TOTALS	4.12	0-4	30/0	0	39.1	40	21	18	14	25	.260

#41 CONNOR BALL, LHP - FR.

- Allowed one run on three hits with a strikeout in 1.0 frame on March 2 against Troy
- Made his collegiate debut with 1.0 scoreless inning against Alabama State on Feb. 23
- Attended Chelsea High School in Chelsea
- The sixth-rated left-hander and No. 25 prospect overall in Alabama by Perfect Game
- Tabbed the No. 8 lefty and No. 45 player in the state by Prep Baseball Report

2022 SEASON TOTALS

OPPONENT	ERA	W-L-S	G/GS	IP	H	R	ER	BB	SO	HR	NP
(2/23) Alabama State	0.00	0-0-0	1/0	1.0	1	0	0	0	0	0	11
(3/2) Troy	4.50	0-0-0	1/0	1.0	3	1	1	0	1	0	18
TOTALS	4.50	0-0-0	2/0	2.0	4	1	1	0	1	0	--

CAREER TOTALS

YEAR	ERA	W-L	APP/GS	SV	IP	H	R	ER	BB	SO	B/AVG
2022	4.50	0-0	2/0	0	2.0	4	1	1	0	1	.444
TOTALS	4.50	0-0	2/0	0	2.0	4	1	1	0	1	.444

SEC CAREER TOTALS

YEAR	ERA	W-L	APP/GS	SV	IP	H	R	ER	BB	SO	B/AVG
2022	--	--	--	--	--	--	--	--	--	--	--
TOTALS	--	--	--	--	--	--	--	--	--	--	--

#48 LONDON GREEN, RHP - R-JR.

- Allowed one run on one hit and a walk with a K across 0.1 an inning vs. Murray State on March 6
- Worked 1.2 scoreless relief frames with two strikeouts at Texas on Feb. 27
- Entered for 1.2 innings of relief against Xavier on Feb. 19, allowing two runs on two hits and a pair of walks with three strikeouts
- Played a key role as the Tide's setup man and secondary closer in 2021
- Totaled 39 strikeouts, a total was good for second among UA relievers
- Struck out two or more batters in 11 of his 19 outings
- Limited opposing batters to a .193 average, the lowest average against by any Tide arm
- Selected to the NCBWA's Stopper of the Year Watch List to start the 2022 season

2022 SEASON TOTALS

OPPONENT	ERA	W-L-S	G/GS	IP	H	R	ER	BB	SO	HR	NP
(2/19) Xavier	10.80	0-0-0	1/0	1.2	2	2	2	2	3	0	47
(2/27) at Texas	5.40	0-0-0	1/0	1.2	1	0	0	0	2	0	23
(3/6) Murray State	7.36	0-0-0	1/0	0.1	1	1	1	1	1	0	15
TOTALS	7.36	0-0-0	3/0	3.2	4	3	3	3	6	0	--

2021 SEASON TOTALS

OPPONENT	ERA	W-L-S	G/GS	IP	H	R	ER	BB	SO	HR	NP
(2/20) McNeese	0.00	0-0-0	1/0	2.0	0	0	0	0	4	0	22
(2/23) at JSU	1.93	1-0-0	1/0	2.2	1	1	1	2	3	1	40
(2/27) Wright State-2	1.50	1-0-0	1/0	1.1	1	0	0	0	3	0	23
(3/6) at Charleston	1.29	0-0-0	1/0	1.0	1	0	0	0	1	0	15
(3/14) Stetson	1.12	0-0-0	1/0	1.0	0	0	0	0	1	0	8
(3/21) at Arkansas	3.00	0-0-0	1/0	1.0	2	2	2	3	0	0	36
(3/26) Ole Miss-1	4.09	0-0-0	1/0	2.0	2	2	2	1	4	1	34
(4/2) Tennessee	3.46	0-0-0	1/0	2.0	0	0	0	1	3	0	26
(4/4) Tennessee	3.21	0-0-0	1/0	1.0	0	0	0	0	1	0	12
(4/10) at Texas A&M	2.65	0-0-1	1/0	3.0	1	0	0	2	3	0	45
(4/15) Auburn	2.37	1-0-0	1/0	4.0	1.5	0	0	0	4	0	19
(4/17) Auburn	2.11	0-0-0	1/0	2.1	3	0	0	1	2	0	40
(4/25) at Kentucky-2	2.28	0-0-0	1/0	2.1	2	1	1	0	0	1	46
(4/30) Missouri	2.19	0-0-0	1/0	1.0	0	0	0	0	1	0	14
(5/1) Missouri	2.10	0-0-1	1/0	1.0	0	0	0	0	2	0	11
(5/16) at LSU	3.00	0-0-0	1/0	1.1	1	3	3	3	1	0	38
(5/22) Mississippi St.	2.96	0-1-0	1/0	0.1	0	1	0	2	0	0	20
(5/28) vs. Tennessee	4.55	0-1-0	1/1	2.1	5	6	6	0	2	1	47
(6/6) vs. La Tech	5.12	0-0-0	1/0	2.0	3	3	3	1	4	1	42
TOTALS	5.12	3-2-2	19/1	31.2	22	19	18	16	39	5	--

PITCHING GAME-BY-GAME AND CAREER STATS

#88 HUNTER HOOPES, RHP - SR.

- Leads all Alabama pitchers with eight total appearances, all in relief
- Totaled two saves in as many chances to tie for the UA lead in that category
- Worked 0.2 an inning at UAB on March 23, allowing one hit while striking out one batter
- Secured his second save of the season with 0.2 an inning that included one hit and one punchout against Murray State on March 6
- Picked up the save against Jacksonville State on Feb. 22, tossing 2.0 scoreless innings with two Ks
- Tossed 1.0 scoreless frame in his UA debut on Feb. 20 against Xavier, recording a pair of strikeouts
- Spent last season at John A. Logan Community College in Cartersville, Ill.
- Began his collegiate career at UNC Asheville where he combined for 16 appearances across two seasons with the Bulldogs
- Attended W.T. Woodson High School in Fairfax County, Va.

2022 SEASON TOTALS

OPPONENT	ERA	W-L-S	G/GS	IP	H	R	ER	BB	SO	HR	NP
(2/20) Xavier	0.00	0-0-0	1/0	1.0	1	0	0	0	2	0	15
(2/22) Jacksonville St.	0.00	0-0-1	1/0	2.0	2	0	0	0	2	0	18
(2/27) at Texas	4.50	0-0-0	1/0	1.0	2	2	2	1	0	0	28
(3/5) Murray State	3.60	0-0-0	1/0	1.0	0	0	0	0	1	0	9
(3/6) Murray State	3.18	0-0-1	1/0	0.2	1	0	0	0	1	0	11
(3/11) Binghamton	2.70	0-0-0	1/0	1.0	0	0	0	0	2	0	13
(3/16) at So. Miss	2.35	0-0-0	1/0	1.0	1	0	0	0	3	0	20
(3/23) at UAB	2.16	0-0-0	1/0	0.2	1	0	0	0	1	0	14
TOTALS	2.16	0-0-2	8/0	8.1	8	2	2	1	12	0	--

CAREER TOTALS (at Alabama)

YEAR	ERA	W-L	APP/GS	SV	IP	H	R	ER	BB	SO	B/AVG
2022	2.16	0-0	8/0	2	8.1	8	2	2	1	12	.258
TOTALS	2.16	0-0	8/0	2	8.1	8	2	2	1	12	.258

SEC CAREER TOTALS (at Alabama)

YEAR	ERA	W-L	APP/GS	SV	IP	H	R	ER	BB	SO	B/AVG
2022	--	--	--	--	--	--	--	--	--	--	--
TOTALS	--	--	--	--	--	--	--	--	--	--	--

2022 PLAYER BIOS

#1 WILL HODO, INF/OF - FR.

LAST GAME (at UAB): DNP

LAST 10 GAMES: 6 G/2 GS - .250 (2-8), R, BB

CURRENT STREAK: N/A

- Entered as a pinch-hitter in all three games against Florida, finishing 1-for-3 with a run scored
- Saw time in two games with one start against Binghamton, finishing 1-for-3 at the plate
- Made the start in left field against UT-Martin on March 1, finishing 0-for-2 at the plate
- Recorded his first career hit as part of a 2-for-2 showing that included a double, one run and a walk in the matchup with Alabama State on Feb. 23
- Earned his first career start in game two of the series against Xavier on Feb. 19
- Attended Wayne Academy in Waynesboro, Miss.
- Prep Baseball Report's top-rated third baseman and No. 21 overall prospect from Mississippi
- Ranked as the No. 3 third baseman and No. 22 player in the state by Perfect Game

CAREER TOTALS

YEAR	GP-GS	AVG	AB	R	H	2B	3B	HR	RBI	BB	SO	SB-A
2022	12-5	.211	19	2	4	1	0	0	0	2	8	0-0
TOTALS	12-5	.211	19	2	4	1	0	0	0	2	8	0-0

CAREER SEC TOTALS

YEAR	GP-GS	AVG	AB	R	H	2B	3B	HR	RBI	BB	SO	SB-A
2022	3-0	.333	3	1	1	0	0	0	0	0	1	0-0
TOTALS	3-0	.333	3	1	1	0	0	0	0	0	1	0-0

2022 SEASON HIGHS

Hits	2	vs. Alabama State (2/23)	2	vs. Alabama State (2/23/22)								
Doubles	1	vs. Alabama State (2/23)	1	vs. Alabama State (2/23/22)								
Triples	N/A		N/A									
Home Runs	N/A		N/A									
RBI	N/A		N/A									
Runs	1	2x, last vs. Florida (3/18)	1	2x, last vs. Florida (3/18/22)								
Walks	1	2x, last vs. North Alabama (3/9)	1	2x, last vs. North Alabama (3/9/22)								
Stolen Bases	N/A		N/A									

CAREER HIGHS

#2 JIMMY THIES, INF - FR.

LAST GAME (at UAB): DNP

LAST 10 GAMES: N/A

CURRENT STREAK: N/A

- Attended St. Thomas Aquinas in Fort Lauderdale, Fla.
- Rated as the No. 14 third baseman in Florida by Perfect Game
- Named to the 2021 South Florida-Sun Sentinel Spring All-County First Team

CAREER TOTALS

YEAR	GP-GS	AVG	AB	R	H	2B	3B	HR	RBI	BB	SO	SB-A
2022	--	--	--	--	--	--	--	--	--	--	--	--
TOTALS	--	--	--	--	--	--	--	--	--	--	--	--

CAREER SEC TOTALS

YEAR	GP-GS	AVG	AB	R	H	2B	3B	HR	RBI	BB	SO	SB-A
2022	--	--	--	--	--	--	--	--	--	--	--	--
TOTALS	--	--	--	--	--	--	--	--	--	--	--	--

2022 SEASON HIGHS

Hits	N/A		N/A									
Doubles	N/A		N/A									
Triples	N/A		N/A									
Home Runs	N/A		N/A									
RBI	N/A		N/A									
Runs	N/A		N/A									
Walks	N/A		N/A									
Stolen Bases	N/A		N/A									

CAREER HIGHS

#3 DOMINIC TAMEZ, C - JR.

LAST GAME (at UAB): 1 G/1 GS - .000 (0-4)

LAST 10 GAMES: 10 G/10 GS - .341 (14-41), 2 2B, 4 RBI, R, 2 BB

CURRENT STREAK: N/A

- Alabama's everyday catcher who has also seen time at designated hitter
- Ranks third on UA in average at .305
- Recorded 25 hits and seven walks to tie for third on Alabama in both categories
- Went 0-for-4 on Wednesday night at UAB
- Totaled four hits, including a double, to go with an RBI in the series with Florida
- Batted .455 (5-11) with a double, two RBI, one run and a walk in the series with Binghamton
- Finished with three hits, a pair of RBI, one run and a walk in the Murray State series
- Recorded two hits and a pair of walks across the series at top-ranked Texas
- Batted .333 (4-12) with two homers, two runs and a team-high four RBI across his three starts at catcher against Xavier
- Recorded a seven-game hitting streak from March 5-16, batting .423 (11-26) with a double, four RBI, two runs and three walks during that stretch
- Spent his sophomore season at McLennan Community College in Waco, Texas, helping the Highlanders to the 2021 NJCAA World Series title
- Began his collegiate career at Arkansas, playing in eight games for the Razorbacks in 2020
- Attended Lady Bird Johnson High School in San Antonio, Texas, where he was rated as the No.2 catcher and No. 35 prospect overall in the state by Perfect Game

CAREER TOTALS (at Alabama)

YEAR	GP-GS	AVG	AB	R	H	2B	3B	HR	RBI	BB	SO	SB-A
2022	21-21	.305	82	5	25	3	0	2	11	7	8	0-0
TOTALS	22-21	.305	82	5	25	3	0	2	11	7	8	0-0

CAREER SEC TOTALS (at Alabama)

YEAR	GP-GS	AVG	AB	R	H	2B	3B	HR	RBI	BB	SO	SB-A
2022	3-3	.286	14	0	4	1	0	0	1	0	2	0-0
TOTALS	3-3	.286	14	0	4	1	0	0	1	0	2	0-0

2022 SEASON HIGHS

Hits	3	3x, last vs. Florida (3/19)	3	3x, last vs. Florida (3/19/22)								
Doubles	1	3x, last vs. Florida (3/19)	1	3x, last vs. Florida (3/19/22)								
Triples	N/A		N/A									
Home Runs	2	vs. Xavier (2/18)	2	vs. Xavier (2/18/22)								
RBI	2	3x, last vs. Binghamton (3/12)	2	3x, last vs. Binghamton (3/12/22)								
Runs	2	vs. Xavier (2/18)	2	vs. Xavier (2/18/22)								
Walks	1	7x, last vs. Binghamton (3/12)	1	7x, last vs. Binghamton (3/12/22)								
Stolen Bases	N/A		N/A									

CAREER HIGHS (at Alabama)

#5 GRAHAM CRAWFORD, C - JR.

LAST GAME (at UAB): DNP

LAST 10 GAMES: 2 G/0 GS - .000 (0-1)

CURRENT STREAK: N/A

- Saw time in two games against Binghamton
- Entered at catcher in the midweek with Troy on March 2, finishing 0-for-1 at the plate
- Came off the bench as a pinch-hitter and remained in the game at catcher against Alabama State on Feb. 23, finishing 0-for-1 in his first career action for the Tide
- Spent two seasons at Pearl River Community College in Poplarville, Miss.
- Named to the All-Mississippi Association of Community Colleges Conference first team and to the NJCAA Region 23 team following a standout sophomore season at Pearl River
- Batted .323 (41-127) with four doubles, a triple and 15 home runs in 2021
- Attended Sumrall High School in Sumrall, Miss., where he was tabbed the No. 5 catcher and No. 38 prospect in the state by Prep Baseball Report

CAREER TOTALS (at Alabama)

YEAR	GP-GS	AVG	AB	R	H	2B	3B	HR	RBI	BB	SO	SB-A
2022	4-0	.000	3	0	0	0	0	0	0	0	2	0-0
TOTALS	4-0	.000	3	0	0	0	0	0	0	0	2	0-0

CAREER SEC TOTALS (at Alabama)

YEAR	GP-GS	AVG	AB	R	H	2B	3B	HR	RBI	BB	SO	SB-A
2022	--	--	--	--	--	--	--	--	--	--	--	--
TOTALS	--	--	--	--	--	--	--	--	--	--	--	--

2022 SEASON HIGHS

Hits	N/A		N/A									
Doubles	N/A		N/A									
Triples	N/A		N/A									
Home Runs	N/A		N/A									
RBI	N/A		N/A									
Runs	N/A		N/A									
Walks	N/A		N/A									
Stolen Bases	N/A		N/A									

CAREER HIGHS (at Alabama)

2022 PLAYER BIOS

#7 CADEN ROSE, OF/INF - SO.

LAST GAME (at UAB): 1 G/1 GS - .250 (1-4)

LAST 10 GAMES: 5 G/5 GS - .250 (3-12), 2B, 2 RBI, HBP

CURRENT STREAK: N/A

- Has split starts in center and at second base in his second season with the Tide
- Working his way back from a hamstring injury that he suffered on March 12
- Returned to the field at UAB, finishing 1-for-4 in his start in center
- Batted .500 (2-4) with a double and an RBI in his two starts against Binghamton before exiting game two early due to injury
- Totalled two hits, a pair of RBI, one run and a stolen base in three starts against Murray State
- Started three games - two at second base and one in center - against top-ranked Texas, totaling a hit, one walk and a hit-by-pitch
- Saw time in all three games with two starts vs. Xavier, batting .500 (4-8) with a BB and three runs
- Called into duty for 54 games of action, including 42 starts in center field as a freshman
- Played elite defense in center and fielded at a .991 clip with just one error

CAREER TOTALS

YEAR	GP-GS	AVG	AB	R	H	2B	3B	HR	RBI	BB	SO	SB-A
2021	54-42	.190	137	23	26	7	1	4	19	13	46	2-4
2022	16-15	.304	46	5	14	2	0	0	4	3	14	1-1
TOTALS	70-57	.219	183	28	40	9	1	4	23	16	60	3-5

CAREER SEC TOTALS

YEAR	GP-GS	AVG	AB	R	H	2B	3B	HR	RBI	BB	SO	SB-A
2021	27-23	.174	69	9	12	3	1	1	4	6	32	0-1
2022	--	--	--	--	--	--	--	--	--	--	--	--
TOTALS	27-23	.174	69	9	12	3	1	1	4	6	32	0-1

2022 SEASON HIGHS

Hits	3	vs. Xavier (2/19)	3	2x, last vs. Xavier (2/19/22)
Doubles	1	2x, last vs. Binghamton (3/12)	1	9x, last vs. Binghamton (3/12/22)
Triples	N/A		1	at Kentucky (4/23/21)
Home Runs	N/A		1	4x, last at UAB (4/27/21)
RBI	1	4x, last vs. Binghamton (3/11)	4	vs. Samford (4/13/21)
Runs	1	5x, last vs. Murray State (3/5)	3	2x, last vs. South Carolina (5/25/21)
Walks	1	3x, last vs. UT-Martin (3/1)	2	vs. South Carolina (5/25/21)
Stolen Bases	1	vs. Murray State (3/4)	2	vs. Stetson (3/14/21)

CAREER HIGHS

#10 JIM JARVIS, INF - JR.

LAST GAME (at UAB): 1 G/1 GS - .000 (0-5)

LAST 10 GAMES: 10 G/10 GS - .233 (10-43), 2B, 3B, HR, 3 RBI, 6 R, 4 BB, HBP, 1-1 SB

CURRENT STREAK: N/A

- UA's starting shortstop who ranks fourth in the SEC in assists (54) and fifth in DPs turned (12)
- Leads Alabama in runs scored with 18
- Ranks second in stolen bases (4-5), third in on-base percentage (.367) and tied for third in hits (25)
- Reached base safely in 19 of 22 games this season, including 13 straight from March 1-20
- Went 0-for-5 at UAB on Wednesday
- Totalled three hits to go with a pair of RBI and two walks in the series with Florida
- Batted .250 (3-12) with a triple, four runs scored, two walks, a hit-by-pitch and one stolen base in the series with Binghamton
- Led the Tide offense for the weekend against Murray State, batting .545 (6-11) with a double, three runs, a walk and two stolen bases
- Recorded one hit and a walk across the weekend in Austin with No. 1 Texas
- Finished 2-for-4, including his first career home run, to go with two RBI and a team-high three runs scored in the Feb. 23 Alabama State matchup
- Started two games at shortstop and one at second against Xavier, finishing 4-for-10 with an RBI, three runs and one walk
- Recorded a 12-game hitting streak from March 2-20, batting .340 (17-50) with a double, two triples, one homer, three RBI, nine runs, five walks, a HBP and three stolen bases across the streak
- The Crimson Tide's primary shortstop who played in 57 games with 56 starts as a sophomore
- Made 48 starts at short to go with five at third and three at second base

CAREER TOTALS

YEAR	GP-GS	AVG	AB	R	H	2B	3B	HR	RBI	BB	SO	SB-A
2020	17-15	.267	45	8	12	2	0	0	8	7	7	4-5
2021	57-56	.237	173	29	41	6	3	0	17	26	16	5-5
2022	22-22	.294	85	18	25	1	2	2	7	8	11	4-5
TOTALS	96-93	.257	303	55	78	9	5	2	32	42	34	13-15

CAREER SEC TOTALS

YEAR	GP-GS	AVG	AB	R	H	2B	3B	HR	RBI	BB	SO	SB-A
2020	--	--	--	--	--	--	--	--	--	--	--	--
2021	29-29	.211	90	15	19	5	2	0	10	11	9	2-2
2022	3-3	.231	13	0	3	0	0	0	2	2	0	0-0
TOTALS	32-32	.214	103	15	22	5	2	0	12	13	9	2-2

2022 SEASON HIGHS

Hits	3	2x, last vs. Murray State (3/5)	3	4x, last vs. Murray State (3/5/22)
Doubles	1	vs. Murray State (3/6)	1	9x, last vs. Murray State (3/6/22)
Triples	1	2x, last vs. Binghamton (3/12)	1	5x, last vs. Binghamton (3/12/22)
Home Runs	1	2x, last vs. North Alabama (3/9)	1	2x, last vs. North Alabama (3/9/22)
RBI	2	vs. Alabama State (2/23)	2	5x, last vs. Alabama State (2/23/22)
Runs	3	vs. Alabama State (2/23)	3	vs. Alabama State (2/23/22)
Walks	2	vs. Florida (3/19)	3	vs. Jacksonville State (3/10/21)
Stolen Bases	2	vs. Murray State (3/5)	2	vs. Murray State (3/5/22)

CAREER HIGHS

#11 WILLIAM HAMITER, OF - JR.

LAST GAME (at UAB): DNP (injury)

LAST 10 GAMES: DNP (injury)

CURRENT STREAK: N/A

- Suffered a foot injury at Texas that will keep him out for multiple weeks
- Tallied one walk in two starts at No. 1 Texas, exiting game two of the series early due to injury
- Finished 1-for-3 with a run scored in the Feb. 23 matchup with Alabama State
- Recorded one RBI against Jacksonville State on Feb. 22
- Led the Tide with a .500 (6-12) average against Xavier, totaling three doubles, two RBI, one run and a pair of walks on Opening Weekend
- Started 53 games with 46 in the outfield to go with four at DH and three at first base in 2021
- Batted .271 (55-203) with 11 doubles, one triple and four home runs
- Tied for third on UA with 35 runs while adding 34 RBI and 55 hits to rank fourth among Tide hitters
- Recorded 16 multi-hit efforts, good for third on UA in 2021
- Reached base safely in the first 14 games and got aboard in 46 of his 53 contests during his sophomore campaign

CAREER TOTALS

YEAR	GP-GS	AVG	AB	R	H	2B	3B	HR	RBI	BB	SO	SB-A
2020	3-0	.333	3	0	1	0	0	0	0	0	0	0-0
2021	53-53	.271	203	35	55	11	1	4	34	22	45	1-2
2022	7-7	.292	24	2	7	3	0	0	3	3	4	0-0
TOTALS	63-60	.274	230	37	63	14	1	4	37	25	49	1-2

CAREER SEC TOTALS

YEAR	GP-GS	AVG	AB	R	H	2B	3B	HR	RBI	BB	SO	SB-A
2020	--	--	--	--	--	--	--	--	--	--	--	--
2021	25-25	.235	98	16	23	2	1	3	8	8	26	1-1
2022	--	--	--	--	--	--	--	--	--	--	--	--
TOTALS	25-25	.235	98	16	23	2	1	3	8	8	26	1-1

2022 SEASON HIGHS

Hits	2	3x, last vs. Xavier (2/20)	3	5x, last vs. Tennessee (4/4/21)
Doubles	2	vs. Xavier (2/20)	2	2x, last vs. Xavier (2/20/22)
Triples	N/A		1	at Kentucky (4/23/21)
Home Runs	N/A		1	4x, last vs. Rider (6/5/21)
RBI	1	3x, last vs. Jacksonville State (2/22)	3	vs. Wright State - GM 1 (2/27/21)
Runs	1	2x, last vs. Alabama State (2/23)	3	vs. Wright State (2/26/21)
Walks	2	vs. Xavier (2/19)	2	4x, last vs. Xavier (2/19/22)
Stolen Bases	N/A		1	at Vanderbilt (5/7/21)

CAREER HIGHS

#13 BRYCE EBLIN, INF - SO.

LAST GAME (at UAB): 1 G/1 GS - .667 (2-3), 2B, 2 RBI, R, BB

LAST 10 GAMES: 7 G/5 GS - .368 (7-19), 2B, 3 RBI, 4 R, BB, 1-1 SB

CURRENT STREAK: N/A

- Suffered a shoulder injury on Feb. 22 that limited his playing time for nearly a month
- Finished 2-for-3 with a double, two RBI, a run and one walk at UAB on Wednesday
- Started all three games at second base in the series with Florida, finishing 3-for-11 with a double, an RBI, three runs scored and a walk
- Got his first start in nearly a month when he played second at Southern Miss on Wednesday, finishing 1-for-3 with a stolen base
- Entered as a pinch-hitter in two games against Binghamton, finishing 1-for-2 at the plate
- Recorded a pair of walks and two hit-by-pitch to go with one hit, a run and one RBI in his two games at second base and one start at shortstop in the Xavier series
- Played in 16 games with nine starts at shortstop in his first season at the Capstone
- Earned his first career start in game two of the season-opening series with McNeese on Feb. 20

CAREER TOTALS

YEAR	GP-GS	AVG	AB	R	H	2B	3B	HR	RBI	BB	SO	SB-A
2021	16-10	.342	38	9	13	5	0	0	8	7	8	0-0
2022	11-9	.310	29	6	9	2	0	0	5	4	4	1-1
TOTALS	27-19	.328	67	15	22	7	0	0	13	11	12	1-1

CAREER SEC TOTALS

YEAR	GP-GS	AVG	AB	R	H	2B	3B	HR	RBI	BB	SO	SB-A
2021	7-4	.412	17	3	7	2	0	0	3	2	3	0-0
2022	3-3	.273	11	3	3	1	0	0	1	1	3	0-0
TOTALS	10-7	.357	28	6	10	3	0	0	4	3	6	0-0

2022 SEASON HIGHS

Hits	2	2x, last at UAB (3/23)	3	at LSU (5/15/21)
Doubles	1	2x, last at UAB (3/23)	1	7x, last at UAB (3/23/22)
Triples	N/A		N/A	
Home Runs	N/A		N/A	
RBI	2	at UAB (3/23)	2	2x, last at UAB (3/23/22)
Runs	2	vs. Florida (3/20)	4	vs. Samford (4/13/21)
Walks	1	4x, last at UAB (3/23)	4	vs. Samford (4/13/21)
Stolen Bases	1	at Southern Miss (3/16)	1	at Southern Miss (3/16/22)

CAREER HIGHS

2022 PLAYER BIOS

#16 OWEN DIODATI, OF - JR.

LAST GAME (at UAB): 1 G/1 GS - 250 (1-4), HR, RBI, R**LAST 10 GAMES:** 10 G/9 GS - .333 (12-36), 3 2B, 4 HR, 9 RBI, 9 R, 3 BB, 2 HBP, 1-1 SB**CURRENT STREAK:** 6 G hitting - .391 (9-23), 3 2B, 3 HR, 6 RBI, 6 R, 2 BB (dates back to March 13)

- Seen time in the outfield and at designated hitter as a junior
- Ranks second on UA in home runs (6), RBI (18) and slugging percentage (.573)
- Homered in three straight games from March 19-23, the first UA player to do so since 2018
- Went 1-for-4 with a home run, RBI and run scored at UAB on Wednesday
- Led the Tide hitters with a .455 (5-11) weekend against Florida that included a double, one home run, four RBI, four runs scored and two walks
- Recorded a double to go with two RBI, three runs and a pair of HBP in the series vs. Binghamton
- Batted .333 (3-9) with three RBI, a walk and one stolen base in the Murray State series
- Recorded two hits, including a home run, to go with one RBI and a run scored at No. 1 Texas
- Totalled two hits, including one homer, to go with three RBI, two runs and a walk against Xavier
- Walked it off for the Tide on Opening Day with a game-winning, two-run home run on Feb. 18
- Split time between the outfield and designated hitter, playing in 56 games with 55 starts in 2021
- Ranked second on UA in homers while tying for second in RBI at 40 as a sophomore
- Posted 11 multi-RBI games, including six in SEC play to tie for second among Tide hitters
- Recorded five of the Tide's nine four-RBI performances in 2021
- Totalled three grand slams to tie for the second-most in a single season in UA records (since 1983)
- Recorded a grand slam in back-to-back games against College of Charleston on March 7 and then against South Alabama on March 9, the first player in UA history to accomplish the feat

CAREER TOTALS

YEAR	GP-GS	AVG	AB	R	H	2B	3B	HR	RBI	BB	SO	SB-A
2020	17-14	.309	55	13	17	3	1	5	22	13	13	1-1
2021	56-55	.230	200	30	46	3	1	11	40	19	61	1-2
2022	22-20	.293	82	14	24	5	0	6	18	5	17	2-2
TOTALS	95-89	.258	337	57	87	11	2	22	80	37	91	4-5

CAREER SEC TOTALS

YEAR	GP-GS	AVG	AB	R	H	2B	3B	HR	RBI	BB	SO	SB-A
2020	--	--	--	--	--	--	--	--	--	--	--	--
2021	27-26	.232	99	12	23	1	0	7	22	5	35	1-1
2022	3-3	.455	11	4	5	1	0	2	4	2	0	0-0
TOTALS	30-29	.255	110	16	28	1	0	9	26	7	35	1-1

2022 SEASON HIGHS

Hits	3	vs. North Alabama (3/9)	3	4x, last vs. North Alabama (3/9/22)								
Doubles	1	5x, last vs. Florida (3/19)	1	11x, last vs. Florida (3/19/22)								
Triples	N/A		1	2x, last vs. UT-Martin (2/24/21)								
Home Runs	1	6x, last at UAB (3/23)	2	vs. Northeastern (2/14/20)								
RBI	2	4x, last vs. Florida (3/20)	4	5x, last vs. Auburn (4/17/21)								
Runs	2	2x, last vs. Florida (3/20)	4	vs. Northeastern (2/14/20)								
Walks	1	5x, last vs. Florida (3/20)	5	vs. Harvard (2/28/20)								
Stolen Bases	1	2x, last vs. Murray State (3/6)	1	4x, last vs. Murray State (3/6/22)								

CAREER HIGHS

#17 HUNTER SUTE, C - FR.

LAST GAME (at UAB): DNP**LAST 10 GAMES:** N/A**CURRENT STREAK:** N/A

- Attended American Christian Academy in Tuscaloosa
- The second-ranked catcher and 16th overall player in Alabama by Prep Baseball Report
- Rated as the No. 3 catcher and No. 39 recruit in the state by Perfect Game

CAREER TOTALS

YEAR	GP-GS	AVG	AB	R	H	2B	3B	HR	RBI	BB	SO	SB-A
2022	--	--	--	--	--	--	--	--	--	--	--	--
TOTALS	--	--	--	--	--	--	--	--	--	--	--	--

CAREER SEC TOTALS

YEAR	GP-GS	AVG	AB	R	H	2B	3B	HR	RBI	BB	SO	SB-A
2022	--	--	--	--	--	--	--	--	--	--	--	--
TOTALS	--	--	--	--	--	--	--	--	--	--	--	--

2022 SEASON HIGHS

Hits	N/A			N/A								
Doubles	N/A			N/A								
Triples	N/A			N/A								
Home Runs	N/A			N/A								
RBI	N/A			N/A								
Runs	N/A			N/A								
Walks	N/A			N/A								
Stolen Bases	N/A			N/A								

CAREER HIGHS

#18 DREW WILLIAMSON, INF - SR.

LAST GAME (at UAB): 1 G/1 GS - .333 (1-3), R, HBP**LAST 10 GAMES:** 10 G/10 GS - .171 (6-35), 2 2B, HR, 5 RBI, 6 R, 4 BB, HBP, 1-2 SB**CURRENT STREAK:** N/A

- Alabama's starting first baseman who leads the SEC in double plays turned with 17
- Tied for the team lead and is tied for 12th in the conference for doubles with seven
- Ranks second on UA with five multi-RBI games and ranks third in total RBI at 16
- Reached base safely in 16 straight games from Feb. 19-March 13 and has gotten aboard in 19 of the Tide's 22 total contests this season
- Went 1-for-3 with a run and a hit-by-pitch at UAB on Wednesday
- Recorded one hit, an RBI and one walk in the series with Florida
- Batted .273 (3-11) with two doubles, a HR, four RBI, three runs and a hit-by-pitch vs. Binghamton
- Totalled three hits, two RBI, a run, one walk and a stolen base in the Murray State series
- Contributed four hits, including two doubles, in three starts at No. 1 Texas
- Batted leadoff in all three games against Xavier, recording three hits, including a home run, to go with three RBI, two runs and a walk
- Put together a 12-game hitting streak from Feb. 19-March 6, batting .362 (17-47) with five doubles, two homers, 11 RBI, seven runs, three walks, a hit-by-pitch and one stolen base during that time

CAREER TOTALS

YEAR	GP-GS	AVG	AB	R	H	2B	3B	HR	RBI	BB	SO	SB-A
2019	54-53	.290	176	27	51	8	1	2	21	40	50	4-5
2020	16-16	.340	50	14	17	2	1	1	6	18	11	5-5
2021	48-47	.255	165	33	42	12	0	4	21	26	41	3-3
2022	22-22	.268	82	12	22	7	0	3	16	7	18	1-2
TOTALS	140-138	.279	473	86	132	29	2	10	64	91	120	13-15

CAREER SEC TOTALS

YEAR	GP-GS	AVG	AB	R	H	2B	3B	HR	RBI	BB	SO	SB-A
2019	30-30	.238	105	9	25	5	0	1	10	18	35	1-1
2020	--	--	--	--	--	--	--	--	--	--	--	--
2021	22-22	.307	75	12	23	7	0	3	12	12	21	2-2
2022	3-3	.091	11	0	1	0	0	0	1	1	2	0-0
TOTALS	55-55	.257	191	21	49	12	0	4	23	31	58	3-3

2022 SEASON HIGHS

Hits	2	6x, last vs. Binghamton (3/12)	4	2x, last vs. Auburn (4/17/21)								
Doubles	2	at Texas (2/25)	2	2x, last at Texas (2/25/22)								
Triples	N/A		1	2x, last vs. Northeastern (2/14/20)								
Home Runs	1	3x, last vs. Binghamton (3/12)	1	10x, last vs. Binghamton (3/12/22)								
RBI	4	vs. Binghamton (3/12)	4	vs. Binghamton (3/12/22)								
Runs	2	2x, last vs. Binghamton (3/12)	3	at Samford (4/9/19)								
Walks	3	vs. North Alabama (3/9)	4	at UAB (3/10/20)								
Stolen Bases	1	vs. Murray State (3/6)	2	2x, last vs. Lipscomb (3/7/20)								

CAREER HIGHS

#20 TOMMY SEIDL, OF - SR.

LAST GAME (at UAB): 1 G/1 GS - .333 (1-3), RBI**LAST 10 GAMES:** 10 G/10 GS - .308 (12-39), 4 2B, 9 RBI, 9 R, 2 BB, 2 HBP, 2-2 SB**CURRENT STREAK:** N/A

- Tied for fourth in the SEC and paces UA in stolen bases (6-6)
- Alabama's leader in hits with 29, a total that is tied for 11th in the league
- Battling a team-high .377 to rank 11th among SEC hitters
- Recorded seven doubles to tie for the Alabama team lead and tie for 12th in the conference
- Also leads UA in multi-hit games (9) and OBP (.419) while ranking third in slugging (.506)
- Finished 1-for-3 with an RBI at UAB on Wednesday
- Totalled three runs, a walk, two hit-by-pitch and one hit in the Florida series
- Paced UA in hits with a 7-for-13 weekend against Binghamton, totaling three doubles, a walk and two stolen bases to go with a team-high tying seven RBI and five runs scored
- Batted .308 (4-13) with a home run, two RBI and two runs scored in the series with Murray State
- Led all Tide hitters at No. 1 Texas, batting .417 (5-12) with a double and one stolen base
- Got the start in left in the bookend games of the Xavier series, finishing with a .600 (3-5) average that included a double to go with two RBI, a pair of runs scored and three walks
- Recorded a five-game hitting streak from Feb. 27-March 5, batting .524 (11-21) with a double, one home run, three RBI, two runs and three stolen bases in as many attempts during that stretch
- Spent four years at Harvard, combining to play in 65 games for the Crimson

CAREER TOTALS (at Alabama)

YEAR	GP-GS	AVG	AB	R	H	2B	3B	HR	RBI	BB	SO	SB-A
2022	20-20	.377	77	14	29	7	0	1	14	5	10	6-6
TOTALS	20-20	.377	77	14	29	7	0	1	14	5	10	6-6

CAREER SEC TOTALS (at Alabama)

YEAR	GP-GS	AVG	AB	R	H	2B	3B	HR	RBI	BB	SO	SB-A
2022	3-3	.100	10	3	1	0	0	0	0	1	4	0-0
TOTALS	3-3	.100	10	3	1	0	0	0	0	1	4	0-0

2022 SEASON HIGHS

Hits	3	6x, last vs. Binghamton (3/12)	3	6x, last vs. Binghamton (3/12/22)								
Doubles	2	vs. Binghamton (3/11)	2	vs. Binghamton (3/11/22)								
Triples	N/A		N/A									
Home Runs	1	vs. Murray State (3/4)	1	vs. Murray State (3/4/22)								
RBI	4	vs. Binghamton (3/11)	4	vs. Binghamton (3/11/22)								
Runs	2	4x, last vs. Binghamton (3/12)	2	4x, last vs. Binghamton (3/12/22)								
Walks	2	vs. Xavier (2/18)	2	vs. Xavier (2/18/22)								
Stolen Bases	2	2x, last vs. Binghamton (3/12)	2	2x, last vs. Binghamton (3/12/22)								

CAREER HIGHS (at Alabama)

2022 PLAYER BIOS

#21 ANDREW PINCKNEY, OF - R-SO.

LAST GAME (at UAB): 1 G/1 GS - .500 (2-4), 2B, 2 R**LAST 10 GAMES:** 10 G/10 GS - .243 (9-37), 3 2B, HR, 5 RBI, 9 R, 4 HBP, 1-1 SB**CURRENT STREAK:** N/A

- Seen time in 22 games with 20 starts in the outfield
- Ranks third on Alabama for runs scored with 16
- Tied for the team lead in hits at UAB on Wednesday with a 2-for-4 night that included a double and two runs scored
- Recorded three hits, including a home run, to go with two RBI, two runs and two HBP vs. Florida
- Batted .250 (3-12) with two doubles, two RBI, three runs scored, a hit-by-pitch and one stolen base in the Binghamton series
- Totalled three hits, a triple, two HBP and a team-high tying six runs in the Murray State series
- Recorded his first home run of the season as part of a 2-for-3 showing with an RBI, two runs and one walk against UT-Martin on March 1
- Batted .333 (3-9) in three starts at top-ranked Texas
- Played in all three games with a start in center on Opening Day against Xavier, finishing the weekend 1-for-3 with a double and a walk
- Reached base safely in 10 straight games from Feb. 22-March 6
- Posted a six-game hitting streak from Feb. 22-March 1, batting .350 (7-20) with a triple, one homer, two RBI, three runs scored and a walk across that stretch
- Finished his first full season with 45 games played and 24 starts in 2021
- Redshirted during his first season at the Capstone

CAREER TOTALS

YEAR	GP-GS	AVG	AB	R	H	2B	3B	HR	RBI	BB	SO	SB-A
2020	--	--	--	--	--	--	--	--	--	--	--	--
2021	45-24	.245	102	16	25	6	0	1	11	3	37	2-3
2022	22-20	.286	70	16	20	4	2	2	7	3	11	1-2
TOTALS	67-44	.262	172	32	43	10	2	3	18	6	48	3-5

CAREER SEC TOTALS

YEAR	GP-GS	AVG	AB	R	H	2B	3B	HR	RBI	BB	SO	SB-A
2020	--	--	--	--	--	--	--	--	--	--	--	--
2021	23-12	.200	45	7	9	2	0	1	3	1	19	0-1
2022	3-3	.300	10	2	3	0	0	1	2	0	3	0-0
TOTALS	26-15	.218	55	9	12	2	0	2	5	1	22	0-1

2022 SEASON HIGHS

2022 SEASON HIGHS	CAREER HIGHS
Hits 3	vs. Murray State (3/4)
Doubles 1	4x, last at UAB (3/23)
Triples 1	2x, last vs. Murray State (3/4)
Home Runs 1	2x, last vs. Florida (3/18)
RBI 2	vs. Binghamton (3/12)
Runs 3	vs. Murray State (3/4)
Walks 1	3x, last vs. Troy (3/2)
Stolen Bases 1	vs. Binghamton (3/11)

#22 CAMDEN HAYSLIP, OF - FR.

LAST GAME (at UAB): DNP**LAST 10 GAMES:** 1 G/1 GS - .000 (0-2)**CURRENT STREAK:** N/A

- Earned the start in the final two games of the Murray State series, finishing the weekend 2-for-6 with an RBI and one run scored
- Came off the bench in right and recorded his first career hit - a home run - to go with an RBI and one run scored against Troy on March 2
- Entered as a pinch-hitter and remained in the game in right field for his first collegiate action against Alabama State on Feb. 23
- Attended Friendship Christian High School in Lebanon, Tenn.
- The top-rated outfielder and second-ranked recruit from Tennessee by Perfect Game
- A premier prospect who PG also rated as the nation's No. 7 outfielder and 28th prospect overall
- The 35th-ranked outfielder recruit in the nation while also being tabbed as the No. 2 outfielder and seventh-ranked position player from the state by Prep Baseball Report
- Earned All-America accolades from both Under Armour and Perfect Game in 2021
- Selected to MaxPreps Small School All-America Team following his senior season at FCHS

CAREER TOTALS

YEAR	GP-GS	AVG	AB	R	H	2B	3B	HR	RBI	BB	SO	SB-A
2022	4-2	.333	9	2	3	0	0	1	2	0	2	0-0
TOTALS	4-2	.333	9	2	3	0	0	1	2	0	2	0-0

CAREER SEC TOTALS

YEAR	GP-GS	AVG	AB	R	H	2B	3B	HR	RBI	BB	SO	SB-A
2022	--	--	--	--	--	--	--	--	--	--	--	--
TOTALS	--	--	--	--	--	--	--	--	--	--	--	--

2022 SEASON HIGHS

2022 SEASON HIGHS	CAREER HIGHS
Hits 2	vs. Murray State (3/5)
Doubles N/A	N/A
Triples N/A	N/A
Home Runs 1	vs. Troy (3/2)
RBI 1	2x, last vs. Murray State (3/5)
Runs 1	2x, last vs. Murray State (3/5)
Walks N/A	N/A
Stolen Bases N/A	N/A

#24 ERIC FOGGO, INF - GR.

LAST GAME (at UAB): DNP**LAST 10 GAMES:** 9 G/8 GS - .276 (8-29), 3 HR, 4 RBI, 6 R, 3 BB**CURRENT STREAK:** N/A

- A big bat who has seen his playing time increase at designated hitter as of late
- Started all three games at DH against Florida, totaling two hits, a pair of runs and one walk
- Got the start in all three games against Binghamton, finishing 3-for-11 with two home runs, two RBI, three runs scored and one walk
- Started the series finale against Murray State on March 6, delivering the eventual game-winning home run as part of a 2-for-3 day that included two RBI, a run and one walk
- Doubled in his first career at-bat with the Tide on Feb. 23 against Alabama State
- Homered in back-to-back games from March 11-12
- Spent four seasons at Stetson, playing in 154 combined games with 136 starts
- Finished with a career .261 (135-517) average that included 23 doubles, two triples and 23 home runs for the Hatters
- Earned A-Sun All-Freshman Team honors in 2018 while also being named the MVP of the A-Sun Tournament that first season
- Attended Hilton Head High School in Hilton Head, S.C.

CAREER TOTALS (at Alabama)

YEAR	GP-GS	AVG	AB	R	H	2B	3B	HR	RBI	BB	SO	SB-A
2022	12-8	.281	32	6	9	1	0	3	4	3	9	0-0
TOTALS	12-8	.281	32	6	9	1	0	3	4	3	9	0-0

CAREER SEC TOTALS (at Alabama)

YEAR	GP-GS	AVG	AB	R	H	2B	3B	HR	RBI	BB	SO	SB-A
2022	3-3	.222	9	2	2	0	0	0	0	1	4	0-0
TOTALS	3-3	.222	9	2	2	0	0	0	0	1	4	0-0

2022 SEASON HIGHS

2022 SEASON HIGHS	CAREER HIGHS (at Alabama)
Hits 2	3x, last vs. Florida (3/19)
Doubles 1	vs. Alabama State (2/23)
Triples N/A	N/A
Home Runs 1	3x, last vs. Binghamton (3/12)
RBI 2	vs. Murray State (3/6)
Runs 2	vs. Binghamton (3/12)
Walks 1	3x, last vs. Florida (3/20)
Stolen Bases N/A	N/A

#25 DAVIS HELLER, INF - JR.

LAST GAME (at UAB): DNP**LAST 10 GAMES:** 2 G/0 GS - .000 (0-2)**CURRENT STREAK:** N/A

- Saw time in two games against Binghamton, finishing 0-for-2 at the plate
- Started at first base in the series opener with Murray State
- Got the start at first against Troy on March 2, finishing 1-for-3 with a double and a run scored
- Came off the bench for a pinch-hit RBI-single against Alabama State on Feb. 23
- Suffered a season-ending injury in the Crimson Tide's final regular-season series in 2021
- Earned playing time in 15 games with five starts prior to his injury last season

CAREER TOTALS (at Alabama)

YEAR	GP-GS	AVG	AB	R	H	2B	3B	HR	RBI	BB	SO	SB-A
2021	15-5	.222	27	6	6	0	0	0	0	6	10	0-0
2022	5-2	.222	9	1	2	1	0	0	1	0	4	0-0
TOTALS	20-7	.222	36	7	8	1	0	0	1	6	14	0-0

CAREER SEC TOTALS (at Alabama)

YEAR	GP-GS	AVG	AB	R	H	2B	3B	HR	RBI	BB	SO	SB-A
2021	7-3	.455	11	3	5	0	0	0	0	1	3	0-0
2022	--	--	--	--	--	--	--	--	--	--	--	--
TOTALS	7-3	.455	11	3	5	0	0	0	0	1	3	0-0

2022 SEASON HIGHS

2022 SEASON HIGHS	CAREER HIGHS (at Alabama)
Hits 1	2x, last vs. Troy (3/2)
Doubles 1	vs. Troy (3/2)
Triples N/A	N/A
Home Runs N/A	N/A
RBI 1	vs. Alabama State (2/23)
Runs 1	vs. Troy (3/2)
Walks N/A	3
Stolen Bases N/A	N/A

2022 PLAYER BIOS

#31 WILL PORTERA, C/INF - R-FR.

LAST GAME (at UAB): DNP

LAST 10 GAMES: 5 G/0 GS - .400 (2-5), RBI, R, 2 HBP, 1-1 SB

CURRENT STREAK: N/A

- Versatile utility man who can play on the infield or at catcher for the Crimson Tide
- Entered at catcher in game two of the series with Florida
- Saw time in all three games against Binghamton, finishing with two hits, an RBI, one run, a pair of hit-by-pitch and one stolen base
- Worked in three games with one start at top-ranked Texas
- Saw his first career action against Alabama State on Feb. 23, earning the start at catcher and finishing 1-for-3 with a double, one run and a walk
- Did not see playing time in his first year with Alabama
- Came to UA from Memphis University School in Memphis, Tenn.
- The No. 4 shortstop and 44th-ranked player in Tennessee by Prep Baseball Report
- Rated as Perfect Game's No. 8 shortstop and the No. 23 prospect in the state

CAREER TOTALS

YEAR	GP-GS	AVG	AB	R	H	2B	3B	HR	RBI	BB	SO	SB-A
2021	--	--	--	--	--	--	--	--	--	--	--	--
2022	10-3	.200	15	2	3	1	0	0	1	1	2	1-1
TOTALS	10-3	.200	15	2	3	1	0	0	1	1	2	1-1

CAREER SEC TOTALS

YEAR	GP-GS	AVG	AB	R	H	2B	3B	HR	RBI	BB	SO	SB-A
2021	--	--	--	--	--	--	--	--	--	--	--	--
2022	1-0	0	0	0	0	0	0	0	0	0	0	0
TOTALS	1-0	0	0	0	0	0	0	0	0	0	0	0

2022 SEASON HIGHS

Hits	1	3x, last vs. Binghamton (3/13)	1	3x, last vs. Binghamton (3/13/22)
Doubles	1	vs. Alabama State (2/23)	1	vs. Alabama State (2/23/22)
Triples	N/A		N/A	
Home Runs	N/A		N/A	
RBI	1	vs. Binghamton (3/13)	1	vs. Binghamton (3/13/22)
Runs	1	2x, last vs. Binghamton (3/12)	1	2x, last vs. Binghamton (3/12/22)
Walks	1	vs. Alabama State (2/23)	1	vs. Alabama State (2/23/22)
Stolen Bases	1	vs. Binghamton (3/12)	1	vs. Binghamton (3/12/22)

#39 GARRETT McMILLAN, RHP/INF - JR.

LAST GAME (at UAB): DNP

LAST 10 GAMES: N/A

CURRENT STREAK: N/A

- Began his collegiate career with two seasons at Shelton State Community College
- Attended Hillcrest High School where he was named the Tuscaloosa News' Baseball Player of the Year as a senior
- Picked up 2019 first team all-state honors from the ASWA in Class 6A
- Batted .444 with 31 hits, including four home runs, to go with 23 RBI in his final prep season
- Helped the Patriots to three straight state semifinals during his final three seasons at Hillcrest

CAREER TOTALS (at Alabama)

YEAR	GP-GS	AVG	AB	R	H	2B	3B	HR	RBI	BB	SO	SB-A
2022	--	--	--	--	--	--	--	--	--	--	--	--
TOTALS	--	--	--	--	--	--	--	--	--	--	--	--

CAREER SEC TOTALS (at Alabama)

YEAR	GP-GS	AVG	AB	R	H	2B	3B	HR	RBI	BB	SO	SB-A
2022	--	--	--	--	--	--	--	--	--	--	--	--
TOTALS	--	--	--	--	--	--	--	--	--	--	--	--

2022 SEASON HIGHS

2022 SEASON HIGHS			CAREER HIGHS (at Alabama)		
Hits	N/A		N/A		
Doubles	N/A		N/A		
Triples	N/A		N/A		
Home Runs	N/A		N/A		
RBI	N/A		N/A		
Runs	N/A		N/A		
Walks	N/A		N/A		
Stolen Bases	N/A		N/A		

#44 ZANE DENTON, INF - JR.

LAST GAME (at UAB): 1 G/1 GS - .000 (0-4)

LAST 10 GAMES: 10 G/10 GS - .389 (14-36), 2B, 5 HR, 14 RBI, 10 R, 8 BB

CURRENT STREAK: N/A

- Alabama's starting third baseman who has seen time in every game as a junior
- Totaled a team-high seven home runs to tie for sixth in the SEC
- Team-leader in total bases with 56 to tie for 10th in the league
- Recorded seven doubles to tie for the UA team lead and tie for 12th in the conference
- Leads the Tide in home runs, RBI (20), walks (11), slugging percentage (.635) and total bases
- Recorded a team-best six multi-RBI games while ranking second in multi-hit games at eight
- Homered in back-to-back games three times as a junior, first from March 1-2, then from March 9-11 and most recently from March 13-16
- Finished 0-for-4 at UAB on Wednesday
- Batted .333 (4-12) with a home run, four RBI, three runs and a walk in the series with Florida while delivering the game-winning RBI-single in the finale with the Gators
- Led UA with a .600 (6-10) showing against Binghamton, contributing a team-high tying two home runs, seven RBI, and five runs scored to go with a double and team-leading five walks
- Totaled a double, one RBI and a walk in the Murray State series
- Recorded one hit and a walk in the series at top-ranked Texas
- Batted .333 (4-12) with two doubles, one RBI, three runs and a pair of walks against Xavier
- Reached base safely in 10 straight games from March 5-20
- Put together a six-game hitting streak from March 5-March 18, batting .500 (11-22) with a double, four home runs, nine RBI, eight runs and six walks across the streak
- Recorded a five-game hitting streak from June 4, 2021-Feb. 20, 2022, batting .350 (7-20) with three doubles, one home run, three RBI, three runs and a pair of walks during the stretch
- Earned SEC All-Defensive Team recognition for his standout play at third base as a sophomore
- Also selected to the Newcomer All-SEC Team in 2021
- Led UA with a .308 (68-221) batting average that included 10 doubles and 10 home runs
- Drew a team-high 35 walks while also leading the Tide in on-base percentage at .405
- Tied for the UA lead in multi-hit games with 21, including a team-high tying 11 in SEC play
- Selected to the 2022 Bobby Bragan Collegiate Slugger Award Watch List to start his junior season

CAREER TOTALS

YEAR	GP-GS	AVG	AB	R	H	2B	3B	HR	RBI	BB	SO	SB-A
2020	13-11	.220	41	5	9	3	1	0	9	3	11	0-0
2021	58-58	.308	221	40	68	10	0	10	40	35	52	2-2
2022	22-22	.306	85	17	26	7	0	7	20	11	16	0-0
TOTALS	93-91	.297	347	62	103	20	1	17	69	49	79	2-2

CAREER SEC TOTALS

YEAR	GP-GS	AVG	AB	R	H	2B	3B	HR	RBI	BB	SO	SB-A
2020	--	--	--	--	--	--	--	--	--	--	--	--
2021	29-29	.272	114	16	31	4	0	3	19	11	31	1-1
2022	3-3	.333	12	3	4	0	0	1	4	1	2	0-0
TOTALS	32-32	.278	126	19	35	4	0	4	23	12	33	1-1

2022 SEASON HIGHS

2022 SEASON HIGHS				CAREER HIGHS			
Hits	3	3x, last vs. Florida (3/20)	3	9x, last vs. Florida (3/20/22)			
Doubles	1	6x, last vs. Binghamton (3/11)	1	19x, last vs. Binghamton (3/11/22)			
Triples	N/A		1	vs. Lipscomb (3/8/20)			
Home Runs	1	7x, last vs. Florida (3/20)	1	17x, last vs. Florida (3/20/22)			
RBI	3	3x, last vs. Florida (3/20)	3	3x, last vs. Florida (3/20/22)			
Runs	3	vs. Binghamton (3/12)	3	vs. Binghamton (3/12/22)			
Walks	2	3x, last vs. Binghamton (3/13)	3	3x, last vs. South Carolina (5/25/21)			
Stolen Bases	N/A		1	2x, last at Texas A&M (4/10/21)			

2022 SINGLE-GAME HIGHS

ALABAMA

Runs, Game	14 vs. Binghamton (3/12)
Runs, Inning	8, 4th inning vs. Binghamton (3/12)
Hits, Game	15 vs. Troy (3/2)
Hits, Inning	6, 1st inning vs. Binghamton (3/12)
Consecutive Hits, Inning	4, 3x, last 9th inning vs. Florida (3/20)
Doubles	6 vs. Troy (3/2)
Triples	1, 4x, last vs. Binghamton (3/12)
Home Runs	3, twice, last vs. North Alabama (3/9)
Extra-Base Hits	9 vs. Troy (3/2)
Stolen Bases	3, twice, last vs. Binghamton (3/12)
Left on Base	13 vs. North Alabama (3/9)
Errors (Committed By)	4 vs. Florida (3/20)
Strikeouts	12, twice, last at Texas (2/27)
Walks	6 vs. Xavier (2/20)
Double Plays (Hit Into)	2, twice, last at Southern Miss (3/16)
Triple Plays (Hit Into)	N/A

OPPONENTS

Runs, Game	13, Florida (3/19)
Runs, Inning	4, twice, last 6th inning, Florida (3/19)
Hits, Game	18, Florida (3/19)
Hits, Inning	5, 2nd inning, Florida (3/18)
Consecutive Hits, Inning	3, 8x, last 4th inning, UAB (3/23)
Doubles	5, North Alabama (3/9)
Triples	1, Texas (2/27)
Home Runs	5, Florida (3/19)
Extra-Base Hits	7, Florida (3/19)
Stolen Bases	3, 3x, last Florida (3/19)
Left on Base	17, Xavier (2/19)
Errors (Committed By)	2, 5x, last Florida (3/20)
Strikeouts	15, Binghamton (3/13)
Walks	10, Xavier (2/19)
Double Plays (Hit Into)	(ties Alabama single-game record) 5, Jacksonville State (2/22)
Triple Plays (Hit Into)	N/A

INDIVIDUAL BATTING

Longest Hitting Streak	12 games, Williamson (2/19-3/6) and Jarvis (3/2-20)
Runs	3, 3x, last Denton vs. Binghamton (3/12)
Hits	3, 16x, last Denton vs. Florida (3/20)
Doubles	2, 3x, last Seidl vs. Binghamton (3/11)
Triples	1, 4x, last Jarvis vs. Binghamton (3/12)
Home Runs	2, Tamez vs. Xavier (2/18)
Inside-the-Park Home Run	N/A
Consecutive Games with a Home Run	3, Diodati (3/19-23)
Runs Batted In	4, twice, last Williamson vs. Binghamton (3/12)
Stolen Bases	2, 3x, last Seidl vs. Binghamton (3/12)
Strikeouts	3, 7x, last Seidl vs. Florida (3/19)
Walks	3, Williamson vs. North Alabama (3/9)

INDIVIDUAL PITCHING

Innings Pitched, Starter	7.0, twice, last McMillan vs. Binghamton (3/11)
Innings Pitched, Reliever	3.2, Furtado vs. Murray State (3/5)
Strikeouts	7, 6x, last McMillan vs. Florida (3/18)
Walks	4, twice, last Hitt vs. Binghamton (3/13)
Fewest Hits Allowed, Starter (5.0+ IP)	1, McNairy vs. Troy (3/2)
Consecutive Scoreless IP, Starter	14.2, McMillan (2/18-3/11)
Consecutive Scoreless IP, Reliever	10.2, Guffey (2/18-3/18)
Consecutive Scoreless Relief Appearances	5, Guffey (2/18-3/9)
Consecutive Saves Converted	2, twice, Hoopes (Feb. 22-Present) and Ray (3/4-Present)
Longest Winning Streak, Starter	2, twice, McNairy (2/22-3/2) and McMillan (3/4-11)

TEAM MISCELLANEOUS

Most Games Over .500	7 games (3/13)
Most Games Under .500	N/A
Longest Winning Streak	5 games (2/18-23)
Longest Losing Streak	4 games (2/25-3/1)
Largest Margin of Victory	12 vs. Binghamton (3/12)
Largest Margin of Defeat	7 vs. Florida (3/19)
Fewest Hits, Game	5 at Texas (2/26)
Fewest Hits Allowed, Game	3 vs. Murray State (3/5)

STARTS BY POSITION

Pitcher (6)	- McMillan (5), Jean (5), Hitt (5), McNairy (2), Banks (2), Hess (3)
Catcher (2)	- Tamez (20), Portera (2)
First Base (2)	- Williamson (21), Heller (1)
Second Base (4)	- Eblin (8), Jarvis (2), Rose (11), Portera (1)
Third Base (2)	- Denton (21), Hodo (1)
Shortstop (3)	- Jarvis (20), Eblin (1), Denton (1)
Left Field (3)	- Seidl (8), Diodati (13), Hodo (1)
Center Field (2)	- Pinckney (18), Rose (4)
Right Field (4)	- Hamiter (7), Pinckney (2), Seidl (12), Hayslip (1)
Designated Hitter (7)	- Diodati (7), Hodo (3), Tamez (1), Williamson (1), Heller (1), Hayslip (1), Foggo (8)

STARTS BY BATTING ORDER

1 (2)	- Williamson (7), Jarvis (15)
2 (4)	- Tamez (11), Denton (2), Williamson (2), Seidl (7)
3 (4)	- Denton (18), Hamiter (1), Williamson (2), Tamez (1)
4 (6)	- Hamiter (6), Diodati (1), Tamez (3), Denton (2), Williamson (7), Seidl (3)
5 (6)	- Diodati (9), Pinckney (1), Hodo (1), Seidl (3), Tamez (6), Williamson (2)
6 (7)	- Pinckney (5), Hodo (2), Jarvis (2), Seidl (5), Foggo (6), Diodati (1), Rose (1)
7 (9)	- Eblin (2), Seidl (1), Jarvis (3), Hodo (1), Rose (5), Diodati (5), Foggo (1), Pinckney (2), Williamson (2)
8 (8)	- Seidl (1), Rose (4), Pinckney (9), Portera (1), Diodati (4), Heller (1), Hayslip (1), Foggo (1)
9 (8)	- Jarvis (2), Eblin (7), Portera (2), Rose (5), Pinckney (3), Heller (1), Hayslip (1), Hodo (1)

CRIMSON TIDE AT A GLANCE

Overall Record	13-9
Current Streak	Lost 1
Series Record	3-2-0
Home	13-4
Road	0-5
Neutral	0-0
Day/Night	13-5/0-4
vs. Top-25 Teams	1-5
In February	5-3
In March	8-6
In April	0-0
In May	0-0
In June	0-0
vs. RHS/LHS	8-6/5-3
Alabama Scores First	10-1
Comeback Wins	4
Losses After Leading	3
Extra Innings	0-0
One-Run Games	4-4
Two-Run Games	1-2
Leading After 6/7/8	12-1/12-0/11-0
Trailing After 6/7/8	1-7/1-7/2-8
Alabama Out-Hits Opponent	10-4
Opponent Out-Hits Alabama	2-5
Two Teams Match on Hits	1-0

LAST TIME IT HAPPENED...

INDIVIDUAL

Four Hits in One Game

Alabama: Davis Heller (4-4) at LSU (May 14, 2021)
 Opponent: **Kris Armstrong (4-5) of Florida (March 19, 2022)**

Five Hits in One Game

Alabama: Brett Auerbach (5-5) vs. Northern Kentucky (March 8, 2019)
 Opponent: John Cable (5-5) of Georgia (May 17, 2019)

Six Hits in One Game

Alabama: Has not occurred
 Opponent: Kendrick Moore of Arkansas (May 20, 1995)

Three Runs in One Game

Alabama: **Zane Denton vs. Binghamton (March 12, 2022)**
 Opponent: **Wyatt Langford of Florida (March 20, 2022)**

Four Runs in One Game

Alabama: Bryce Eblin vs. Samford (April 13, 2021)
 Opponent: Will Holland of Auburn - GM 2 (April 21, 2018)

Five Runs in One Game

Alabama: Josh Rutledge vs. UIC (Feb. 27, 2010)
 Opponent: Alec Sayre of Wright State - GM 1 (Feb. 27, 2021)

Six+ Runs in One Game

Alabama: 6 by Craig Shipley at Georgia Southern (March 24, 1984)

Four RBI in One Game

Alabama: **Drew Williamson vs. Binghamton (March 12, 2022)**
 Opponent: **Wyatt Langford of Florida (March 19, 2022)**

Five RBI in One Game

Alabama: Hunter Alexander vs. Alabama A&M (March 14, 2018)
 Opponent: Enrique Bradfield Jr. of Vanderbilt (May 7, 2021)

Two Players with Five RBI in One Game

Alabama: Casey Hughston and Kyle Overstreet vs. Maryland Eastern Shore (Feb. 15, 2015)

Six RBI in One Game

Alabama: Tyler Gentry vs. South Alabama (March 3, 2020)
 Opponent: Cole Zabowski of Ole Miss (May 19, 2018)

Seven RBI in One Game

Alabama: Cody Henry vs. Alcorn State (April 18, 2017)

Eight RBI in One Game

Alabama: Andy Phillips at UAB (April 14, 1999)

Nine+ RBI in One Game

Alabama: 9 by Roberto Vaz at Auburn (April 12, 1997)

Two Doubles in One Game

Alabama: **Tommy Seidl vs. Binghamton (March 11, 2022)**
 Opponent: **Luke Harper of North Alabama (March 9, 2022)**

Three Doubles in One Game

Alabama: Chandler Avant vs. New Mexico State (March 10, 2018)
 Opponent: Tanner Allen of Mississippi State (April 14, 2019)

Four Doubles in One Game

Alabama: Mickey Kerns vs. Auburn (April 20, 1991)

Two Triples in One Game

Alabama: Georgie Salem vs. Mississippi Valley State - GM 2 (April 21, 2015)

Three Triples in One Game

Alabama: Ken Chapman vs. Samford (March 22, 1960)

Two Home Runs in One Inning

Alabama: T.J. Reeves at Samford (April 9, 2019) (3rd inning)

Two Home Runs in One Game

Alabama: **Dominic Tamez vs. Xavier (Feb. 18, 2022)**
 Opponent: **Wyatt Langford of Florida (March 19, 2022)**

Three Home Runs in One Game

Alabama: G.W. Keller vs. Vanderbilt (May 8, 1999)
 Opponent: T.J. Collett of Kentucky - GM 2 (April 25, 2021)

Inside the Park Home Run

Alabama: T.J. Reeves vs. Maine (March 19, 2019)
 Opponent: Kason Howell of Auburn (April 15, 2021)

Grand Slam Home Run

Alabama: Owen Diodati vs. South Alabama (walkoff) (March 9, 2021)
 Opponent: Reed Smith of Troy (April 2, 2019)

Walkoff Home Run

Alabama: **Owen Diodati vs. Xavier (9th inning) (Feb. 18, 2022)**
 Opponent: Tate Blackman of Ole Miss (9th inning) (April 8, 2017)

Game-Winning Home Run

Alabama: Jackson Tate at UNLV - GM 2 (Feb. 21, 2020)
 Opponent: **Cameron Brady of UT-Martin (March 1, 2022)**

Back-to-Back Home Runs

Alabama: Sam Praytor and Zane Denton vs. Troy (March 3, 2021)
 Opponent: **Sterlin Thompson and Wyatt Langford of Florida (March 20, 2022)**

Back-to-Back-to-Back Home Runs

Alabama: T.J. Reeves, Morgan McCullough and Tyler Gentry at Samford (April 9, 2019)
 Opponent: Russ Sneed, Connor Powers and Ryan Duffy of Mississippi State (May 2, 2009)

Two Home Runs in the Same Inning

Alabama: **Drew Williamson and Eric Foggo vs. Binghamton (March 12, 2022) (1st inning)**
 Opponent: **Sterlin Thompson and Wyatt Langford of Florida (March 20, 2022) (4th inning)**

Three+ Home Runs in the Same Inning

Alabama: Reeves (2), McCullough, Gentry and Auerbach at Samford (April 9, 2019) (3rd inning)
 Opponent: Collyn Kessler, John Rhodes and T.J. Collett of Kentucky - GM 2 (April 25, 2021) (2nd inning)
 T.J. Collett, Oraj Anu and John Rhodes of Kentucky - GM 2 (April 25, 2021) (5th inning)

Home Run to Lead Off a Game

Alabama: Peyton Wilson vs. Missouri (April 30, 2021)
 Opponent: **Luke Franzoni of Xavier (Feb. 18, 2022)**

Home Run in Two Consecutive At-Bats

Alabama: T.J. Reeves at Samford (April 9, 2019)
 Opponent: Carter Young of Vanderbilt (May 7, 2021)

Home Run in Three Consecutive At-Bats

Alabama: G.W. Keller vs. Niagara (March 7, 1999)
 Opponent: Tom Belza of Oklahoma State (May 29, 2009)

Pinch-Hit Home Run

Alabama: Caden Rose vs. Samford (April 13, 2021)
 Opponent: Tim Rowe of Ole Miss (April 8, 2017)

Home Run in 3 Straight Games

Alabama: **Owen Diodati (March 19-23, 2022)**

Home Run in 4 Straight Games

Alabama: Kent Matthes (March 7-14, 2009)

Home Run in 5 Straight Games

Alabama: Kent Matthes (Feb. 22-March 3, 2009)

Home Run in 6 Straight Games

Alabama: Kent Matthes (Feb. 22-March 3, 2009)

Hit for the Cycle

Alabama: Josh Rutledge at South Alabama (April 22, 2009)

Stole 3 Bases in One Game

Alabama: Brett Auerbach at UAB (March 10, 2020)
 Opponent: Enrique Bradfield Jr. of Vanderbilt (May 7, 2021)

Stole 4 Bases in One Game

Alabama: Scott McClanahan vs. Miami (Ohio) (Feb. 18, 2001)
 Opponent: Nick Crawford of UAB (March 24, 2009)

Stole 5 Bases in One Game

Alabama: Ted Williams vs. Samford (March 5, 1986)

Stole Home (Straight Steal)

Alabama: Alex Kubal vs. Southeast Missouri State (Feb. 20, 2009)
 Opponent: Brandt Belk of Missouri (May 1, 2021)

Stole Home (Double Steal)

Alabama: Morgan McCullough (HP) and Walker McCleney (2B) at South Alabama - GM 1 (March 2, 2019)
 Opponent: **Carson Garner (HP) and Bryson Bloomer (2B) of Murray State (March 6, 2022)**

Perfect Game

Alabama: Al Drumheller, John Collins and Brett Sullenberger at South Florida (March 31, 1993)
 Opponent: Bruce Baudier of LSU (1967)

Nine-Inning No-Hitter

Alabama: Justin Kamplain, Jay Shaw and Geoffrey Bramblett vs. Mississippi Valley St. (March 8, 2014)

Seven-Inning No-Hitter

Alabama: Vince Barrantine at Auburn (March 27, 1981)
 Opponent: Robert Earl Sidell of Ole Miss (1962)

Complete Game One-Hitter

Alabama: Lance Cormier vs. Winthrop (March 4, 2001)
 Opponent: Zack Lee of Kentucky - GM 2 (7 innings) (April 25, 2021)

Complete Game Two-Hitter

Alabama: Geoffrey Bramblett vs. Georgia Southern (June 1, 2014)
 Opponent: Keaton McKinney of Arkansas (May 2, 2015)

Complete Game Three-Hitter

Alabama: Charley Sullivan vs. Tennessee (March 15, 2013)
 Opponent: Tommy Mace of Florida (March 29, 2019)

Recorded 10+ Strikeouts

Alabama: 11 by Dylan Smith vs. Missouri (May 1, 2021)
 Opponent: **10 by Hunter Barco of Florida (March 18, 2022)**

LAST TIME IT HAPPENED...

Recorded 15+ Strikeouts

Alabama:	Wade LeBlanc (17) vs. McNeese State (March 4, 2005)
Opponent:	Ethan Small (15) of Mississippi State (April 12, 2019)

Nine-Inning Complete Game

Alabama:	Dylan Smith vs. Rider (June 5, 2021)
Opponent:	Tommy Mace of Florida (March 29, 2019)

Seven-Inning Complete Game

Alabama:	Adam Morgan vs. Tennessee (April 16, 2011)
Opponent:	Zack Lee of Kentucky - GM 2 (April 25, 2021)

Complete Game Shutout

Alabama:	Sam Finnerty vs. South Carolina - GM 1 (April 5, 2019)
Opponent:	Zack Lee of Kentucky - GM 2 (7 innings) (April 25, 2021)

Combined Shutout

Alabama:	Tyler Ras, Jacob McNairy and Grayson Hitt at College of Charleston (March 5, 2021)
Opponent:	Tristan Stevens and Luke Harrison of Texas (Feb. 26, 2022)

Back-to-Back Shutouts

Alabama:	Connor Prielipp, Tyler Ras, Landon Green and Dylan Smith vs. Northeastern (Feb. 14, 2020)
Opponent:	Connor Shamblyn, Casey Cobb, Garret Rukes and Brock Guffey vs. Northeastern (Feb. 15, 2020)
	Pete Hansen, Travis Sthele, Jared Southland and Aaron Nixon of Texas (Feb. 25, 2022)
	Tristan Stevens and Luke Harrison of Texas (Feb. 26, 2022)

Back-to-Back-to-Back Shutouts

Alabama:	Taylor Guilbeau and Ray Castillo vs. Maryland Eastern Shore (Feb. 13, 2015)
	Will Carter, Alex Watkins and J.C. Wilhite vs. Maryland Eastern Shore (Feb. 14, 2015)
	Geoffrey Bramblett, Jay Shaw, Mitch Greer and Thomas Burrows vs. Maryland Eastern Shore (Feb. 15, 2015)

Back-to-Back Complete Games (9 IP)

Alabama:	Jimmy Nelson vs. Ole Miss (May 15, 2010)
	Nathan Kilcrease vs. Ole Miss (May 16, 2010)

Back-to-Back-to-Back Complete Games (9 IP)

Alabama:	Jimmy Nelson vs. Ole Miss (May 15, 2010)
	Nathan Kilcrease vs. Ole Miss (May 16, 2010)
	Jimmy Nelson at Tennessee (May 20, 2010)

Back-to-Back Complete Games (7 IP)

Alabama:	Bernard Robert at South Carolina (April 9, 2006) (DH)
	Tommy Hunter at South Carolina (April 9, 2006) (DH)

Three Straight Complete Games

Alabama:	Jimmy Nelson (May 14-25, 2010)
	Manny Torres (April 16-30, 1999)

Four Straight Complete Games

Alabama:	Wade LeBlanc (April 23-May 16, 2004)
----------	--------------------------------------

Five Straight Complete Games

Alabama:	Chris Eilers (March 18-April 14, 1995)
----------	--

TEAM

Shutout

Alabama:	Alabama 8 at College of Charleston 0 (March 5, 2021)
Opponent:	Alabama 0 vs. Texas 2 (Feb. 26, 2022)

Scored 10-14 Runs

Alabama:	14 vs. Binghamton (March 12, 2022)
Opponent:	13 by Florida (March 19, 2022)

Scored 15-19 Runs

Alabama:	19 vs. Samford (April 13, 2021)
Opponent:	17 by Auburn (May 5, 2019)

Scored 20-24 Runs

Alabama:	21 at College of Charleston (March 7, 2021)
Opponent:	20 by Auburn - GM 2 (April 21, 2018)

Scored 25-29 Runs

Alabama:	25 vs. UIC (Feb. 27, 2010)
Opponent:	27 at Vanderbilt (1988); at Florida (1989)

Scored 30+ Runs

Alabama:	35 at Georgia Southern (March 23, 1984)
Opponent:	Not on Record

Recorded 15+ Hits

Alabama:	15 vs. Troy (March 2, 2022)
Opponent:	18 by Florida (March 19, 2022)

Recorded 20+ Hits

Alabama:	20 at College of Charleston (March 7, 2021)
Opponent:	22 at South Alabama (April 22, 2009)

Recorded 25+ Hits

Alabama:	26 vs. Alabama A&M (March 17, 2009)
Opponent:	25 at South Carolina (May 1, 2010)

Recorded 30+ Hits

Alabama:	35 at Georgia Southern (March 23, 1984)
Opponent:	30 at Vanderbilt (April 17, 1988)

Scored 5 Runs in One Inning

Alabama:	vs. Binghamton (March 12, 2022) (1st inning)
Opponent:	Tennessee (May 28, 2021) (3rd inning)

Scored 6 Runs in One Inning

Alabama:	vs. South Carolina (May 25, 2021) (3rd inning)
Opponent:	Kentucky - GM 2 (April 25, 2021) (2nd inning)

Scored 7 Runs in One Inning

Alabama:	at Kentucky (April 23, 2021) (7th inning)
Opponent:	Ole Miss (March 17, 2019) (3rd inning)

Scored 8 Runs in One Inning

Alabama:	vs. Binghamton (March 12, 2022) (4th inning)
Opponent:	Ole Miss - GM 1 (March 26, 2021) (9th inning)

Scored 9 Runs in One Inning

Alabama:	vs. Maryland Eastern Shore (Feb. 15, 2015) (7th inning)
Opponent:	Auburn (May 5, 2019) (8th inning)

Scored 10 Runs in One Inning

Alabama:	at Arkansas (March 19, 2021) (2nd inning)
Opponent:	South Alabama (April 22, 2009) (3rd inning)

Scored 11+ Runs in One Inning

Alabama:	11 vs. UAB (April 14, 2000) (7th inning)
Opponent:	11 by Auburn - GM 2 (April 21, 2018) (8th inning)

Scored 12+ Runs in One Inning

Alabama:	13 at Samford (April 9, 2019)
Opponent:	12 by Florida (March 19, 1989) (6th inning)

Recorded 6 Hits in One Inning

Alabama:	vs. Binghamton (March 12, 2022) (1st inning)
Opponent:	Kentucky - GM 2 (April 25, 2021) (2nd inning)

Recorded 7 Hits in One Inning

Alabama:	vs. Samford (April 13, 2021) (6th inning)
Opponent:	Oklahoma (March 3, 2018) (8th inning)

Recorded 8 Hits in One Inning

Alabama:	at Arkansas (March 19, 2021) (2nd inning)
Opponent:	Auburn (May 5, 2019) (8th inning)

Recorded 9 Hits in One Inning

Alabama:	vs. Canisius (Feb. 16, 2007) (7th inning)
Opponent:	South Alabama (April 4, 1989) (3rd inning)

Recorded 10 Hits in One Inning

Alabama:	at UAB (April 14, 1999) (7th inning)
Opponent:	Auburn (May 20, 1993) (SEC Tourney) (4th inning)

Recorded 11+ Hits in One Inning

Alabama:	(Alabama record) 11 at Samford (April 9, 2019) (3rd inning)
Opponent:	11 by Florida (1989)
	11 by Miami (CWS) (June 2, 1996) (3rd inning)

Made 3 Errors in One Game

Alabama:	vs. Murray State (March 6, 2022)
Opponent:	Samford (April 13, 2021)

Made 4 Errors in One Game

Alabama:	vs. Florida (March 20, 2022)
Opponent:	Missouri (April 30, 2021)

Made 5 Errors in One Game

Alabama:	vs. Texas A&M (April 13, 2017)
Opponent:	Auburn (May 10, 2015)

Made 6 Errors in One Game

Alabama:	at Texas-Arlington (March 2, 2008)
Opponent:	Mississippi Valley State (April 1, 2009)

Made 8 Errors in One Game

Alabama:	vs. Georgia (April 4, 1992)
----------	-----------------------------

Turned 3 Double Plays

Alabama:	vs. Middle Tennessee (Feb. 26, 2020)
Opponent:	Harvard (Feb. 29, 2020)

Turned 4 Double Plays

Alabama:	vs. Tennessee (April 4, 2021)
Opponent:	Auburn (April 12, 2014)

Turned 5 Double Plays

Alabama:	vs. Jacksonville State (Feb. 22, 2022)
	vs. Kentucky (March 20, 2005)
	vs. Huntingdon (April 27, 1990)

Turned a Triple Play

Alabama:	at UAB (March 21, 2017)
Opponent:	Middle Tennessee (Feb. 25, 1997)

2022 RESULTS



Crimson Tide Baseball
Game Results for Alabama (as of Mar 24, 2022)
(All games)



Date	Opponent	Score	Inns	Overall	Conference	Pitcher of record	Attend	Time
Feb 18, 2022	XAVIER	w 5-4	9	1-0-0	0-0-0	Guffey (W 1-0)	2975	2:14
Feb 19, 2022	XAVIER	w 5-4	9	2-0-0	0-0-0	Furtado (W 1-0)	3673	3:26
Feb 20, 2022	XAVIER	w 9-4	9	3-0-0	0-0-0	Hitt (W 1-0)	3154	3:16
Feb 22, 2022	JACKSONVILLE STATE	w 6-3	9	4-0-0	0-0-0	McNairy (W 1-0)	2247	2:25
Feb 23, 2022	ALABAMA STATE	w 9-2	9	5-0-0	0-0-0	Ruth (W 1-0)	2292	2:44
Feb 25, 2022	at #1 Texas	L 0-1	9	5-1-0	0-0-0	Ray (L 0-1)	6361	2:51
Feb 26, 2022	at #1 Texas	L 0-2	9	5-2-0	0-0-0	Jean (L 0-1)	6509	2:11
Feb 27, 2022	at #1 Texas	L 1-6	9	5-3-0	0-0-0	Holman (L 0-1)	7160	2:57
Mar 1, 2022	UT-MARTIN	L 6-7	9	5-4-0	0-0-0	Furtado (L 1-1)	2411	2:41
Mar 2, 2022	TROY	w 8-1	9	6-4-0	0-0-0	McNairy (W 2-0)	2719	2:20
Mar 4, 2022	MURRAY STATE	w 5-1	9	7-4-0	0-0-0	McMillan (W 1-0)	3357	2:23
Mar 5, 2022	MURRAY STATE	w 6-1	9	8-4-0	0-0-0	Furtado (W 2-1)	3421	2:24
Mar 6, 2022	MURRAY STATE	w 5-4	9	9-4-0	0-0-0	Guffey (W 2-0)	2860	2:56
Mar 9, 2022	NORTH ALABAMA	L 5-9	9	9-5-0	0-0-0	Hess (L 0-1)	2305	3:16
Mar 11, 2022	BINGHAMTON	w 9-3	9	10-5-0	0-0-0	McMillan (W 2-0)	2314	2:37
Mar 12, 2022	BINGHAMTON	w 14-2	9	11-5-0	0-0-0	Jean (W 1-1)	2275	2:36
Mar 13, 2022	BINGHAMTON	w 5-3	9	12-5-0	0-0-0	McNairy (W 3-0)	2357	2:39
Mar 16, 2022	at Southern Miss	L 2-3	9	12-6-0	0-0-0	Banks (L 0-1)	5388	2:53
* Mar 18, 2022	#9 FLORIDA	L 4-6	9	12-7-0	0-1-0	McMillan (L 2-1)	2774	2:42
* Mar 19, 2022	#9 FLORIDA	L 6-13	9	12-8-0	0-2-0	Furtado (L 2-2)	3745	3:19
* Mar 20, 2022	#9 FLORIDA	w 8-7	9	13-8-0	1-2-0	McNairy (W 4-0)	3238	2:39
Mar 23, 2022	at UAB	L 4-5	9	13-9-0	1-2-0	Holman (L 0-2)	1214	2:48

() extra inning game

2022 GAMES SUMMARY



Crimson Tide Baseball
Games Summary for Alabama (as of Mar 24, 2022)
(All games)



Score by innings	1	2	3	4	5	6	7	8	9	Total
Alabama	18	17	16	18	9	13	10	9	12	122
Opponents	11	11	12	9	3	16	9	13	7	91

Record when ...

Overall	13-9	After 6 leading	12-1
Conference	1-2 trailing	1-7
Non-Conference	12-7 tied	0-1
Home games	13-4	After 7 leading	12-0
Away games	0-5 trailing	1-7
Neutral site	0-0 tied	0-2
Day games	13-5	After 8 leading	11-0
Night games	0-4 trailing	2-8
vs Left starter	5-3 tied	0-1
vs Right starter	8-6		
1-Run games	4-4	Hit 0 home runs	3-2
2-Run games	1-2	... 1 home run	4-5
5+Run games	6-2	... 2+ home runs	6-2
Extra innings	0-0		
Shutouts	0-2	Opponent 0 home runs	6-3
	 1 home run	3-3
Scoring 0-2 runs	0-4 2+ HRs	4-3
..... 3-5 runs	5-3		
..... 6-9 runs	7-2	Made 0 errors	7-6
..... 10+ runs	1-0 1 error	3-3
	 2+ errors	3-0
Opponent 0-2 runs	5-2		
..... 3-5 runs	7-2	Opp. made 0 errors	6-5
..... 6-9 runs	1-4 1 error	3-3
..... 10+ runs	0-1 2+ errors	4-1
Scored in 1st inning	7-1	Out-hit opponent	10-4
Opp. scored in 1st	3-3	Out-hit by opponent	2-5
Scores first	10-1	Hits are tied	1-0
Opp. scores first	3-8		

Record when team scores:

Runs	0	1	2	3	4	5	6	7	8	9	10+
W-L	0-2	0-1	0-1	0-0	0-2	5-1	2-2	0-0	2-0	3-0	1-0

Record when opponent scores:

Runs	0	1	2	3	4	5	6	7	8	9	10+
W-L	0-0	3-1	2-1	3-1	4-0	0-1	0-2	1-1	0-0	0-1	0-1

Record when leading after:

Inn.	1	2	3	4	5	6	7	8
W-L	7-1	10-0	10-1	10-0	11-1	12-1	12-0	11-0

Record when trailing after:

Inn.	1	2	3	4	5	6	7	8
W-L	3-3	1-4	2-5	1-6	1-5	1-7	1-7	2-8

Record when tied after:

Inn.	1	2	3	4	5	6	7	8
W-L	3-5	2-5	1-3	2-3	1-3	0-1	0-2	0-1

Current losing streak: 1

Longest winning streak: 5

Longest losing streak: 4

Home attendance : 48117 (17 dates avg = 2830)

Away attendance : 26632 (5 dates avg = 5326)

Total attendance: 74749 (22 dates avg = 3397)

2022 TEAM GAME-BY-GAME [HITTING]

Crimson Tide Baseball Team Game-by-Game for Alabama (as of Mar 24, 2022) Batting (All games)

Date	Opponent	ab	r	h	rbi	2b	3b	hr	tb	bb	ibb	sb	cs	hbp	sac	sf	gdp	k	po	a	e	lob	avg
Feb 18	XAVIER	29	5	7	5	3	0	3	19	3	0	0	0	0	0	0	0	5	27	7	0	3	.241
Feb 19	XAVIER	35	5	13	5	1	0	1	17	5	0	0	1	0	0	1	0	8	27	6	2	12	.312
Feb 20	XAVIER	34	9	12	7	3	0	0	15	6	0	0	0	2	0	2	0	8	27	7	0	11	.327
Feb 22	JACKSONVILLE STATE	32	6	9	5	2	0	0	11	1	0	3	0	1	0	0	1	2	27	14	0	4	.315
Feb 23	ALABAMA STATE	37	9	14	7	5	1	2	27	4	0	0	0	1	0	0	1	5	27	6	1	9	.329
Feb 25	at Texas	35	0	7	0	3	0	0	10	4	0	0	0	0	0	0	0	12	24	4	0	12	.307
Feb 26	at Texas	32	0	5	0	0	0	0	5	1	0	0	0	0	0	0	0	8	24	7	0	6	.286
Feb 27	at Texas	33	1	7	1	0	0	1	10	1	0	1	0	1	0	0	0	12	24	14	1	7	.277
Mar 1	UT-MARTIN	34	6	12	6	2	0	2	20	3	0	2	0	1	1	2	0	2	27	10	0	8	.286
Mar 2	TROY	37	8	15	8	6	1	2	29	2	0	0	0	0	0	0	0	8	27	12	0	7	.299
Mar 4	MURRAY STATE	34	5	11	4	0	1	1	16	0	0	1	1	0	0	0	1	5	27	6	1	5	.301
Mar 5	MURRAY STATE	32	6	11	6	1	0	0	12	3	0	2	0	1	1	1	1	3	27	6	0	8	.304
Mar 6	MURRAY STATE	29	5	7	5	1	0	1	11	3	0	2	0	1	0	2	0	2	27	10	3	6	.300
Mar 9	NORTH ALABAMA	39	5	11	5	1	0	3	21	5	0	0	0	1	0	0	0	10	27	14	0	13	.299
Mar 11	BINGHAMTON	35	9	13	9	5	0	2	24	2	0	2	0	1	1	1	0	5	27	8	0	7	.304
Mar 12	BINGHAMTON	38	14	14	14	3	1	2	25	5	0	3	0	5	0	0	1	4	27	9	0	10	.308
Mar 13	BINGHAMTON	33	5	10	5	3	0	1	16	3	0	0	0	1	0	0	1	3	27	7	1	8	.308
Mar 16	at Southern Miss	33	2	9	2	1	0	1	13	1	1	1	0	0	0	0	1	9	24	5	0	5	.306
*Mar 18	FLORIDA	35	4	7	3	0	0	1	10	0	0	0	0	2	0	0	1	10	27	7	1	6	.300
*Mar 19	FLORIDA	35	6	10	5	2	0	1	15	5	0	0	0	1	0	1	1	10	27	8	0	9	.300
*Mar 20	FLORIDA	34	8	10	7	1	0	2	17	4	0	0	0	1	0	0	0	1	27	14	4	6	.299
Mar 23	at UAB	34	4	8	4	2	0	1	13	1	0	0	1	1	0	1	0	8	24	3	1	6	.296
Totals		749	122	222	113	45	4	27	356	62	1	17	3	21	3	11	9	140	579	184	15	168	.296

2022 TEAM GAME-BY-GAME [PITCHING]

Crimson Tide Baseball
Team Game-by-Game for Alabama (as of Mar 24, 2022)
Pitching (All games)

Date	Opponent	ip	h	r	er	bb	so	2b	3b	hr	wp	bk	hbp	dp	ibb	score	w-l	sv	era
Feb 18	XAVIER	9.0	6	4	4	2	10	1	0	2	0	0	0	1	0	5-4	1-0	0	4.00
Feb 19	XAVIER	9.0	7	4	4	10	10	1	0	2	3	0	3	0	0	5-4	2-0	1	4.00
Feb 20	XAVIER	9.0	13	4	4	1	11	2	0	0	0	0	0	0	0	9-4	3-0	1	4.00
Feb 22	JACKSONVILLE STATE	9.0	9	3	3	2	7	0	0	2	1	0	1	5	0	6-3	4-0	2	3.75
Feb 23	ALABAMA STATE	9.0	8	2	1	1	8	1	0	0	0	1	1	1	0	9-2	5-0	2	3.20
Feb 25	at Texas	8.0	5	1	0	2	7	1	0	0	1	0	1	0	0	0-1	5-1	2	2.72
Feb 26	at Texas	8.0	4	2	2	1	3	2	0	0	0	0	0	0	0	0-2	5-2	2	2.66
Feb 27	at Texas	8.0	13	6	6	3	4	2	1	0	0	1	0	2	0	1-6	5-3	2	3.13
Mar 1	UT-MARTIN	9.0	8	7	7	4	9	1	0	4	0	0	0	1	0	6-7	5-4	2	3.58
Mar 2	TROY	9.0	4	1	1	0	10	0	0	0	1	0	1	0	0	8-1	6-4	2	3.31
Mar 4	MURRAY STATE	9.0	4	1	1	0	14	0	0	1	0	0	0	2	0	5-1	7-4	3	3.09
Mar 5	MURRAY STATE	9.0	3	1	1	2	9	1	0	0	1	0	0	0	0	6-1	8-4	3	2.91
Mar 6	MURRAY STATE	9.0	6	4	2	5	10	0	0	0	2	1	0	1	0	5-4	9-4	4	2.84
Mar 9	NORTH ALABAMA	9.0	12	9	9	4	9	5	0	1	2	1	2	0	0	5-9	9-5	4	3.29
Mar 11	BINGHAMTON	9.0	6	3	2	1	9	1	0	1	1	0	0	0	0	9-3	10-5	4	3.20
Mar 12	BINGHAMTON	9.0	4	2	2	2	7	0	0	1	0	0	0	0	0	14-2	11-5	4	3.13
Mar 13	BINGHAMTON	9.0	4	3	1	7	15	1	0	0	1	0	0	0	0	5-3	12-5	5	3.00
Mar 16	at Southern Miss	8.0	8	3	3	1	13	2	0	1	1	1	0	0	0	2-3	12-6	5	3.02
*Mar 18	FLORIDA	9.0	12	6	5	4	9	2	0	2	0	0	1	2	0	4-6	12-7	5	3.13
*Mar 19	FLORIDA	9.0	18	13	13	4	9	2	0	5	1	0	0	0	0	6-13	12-8	5	3.63
*Mar 20	FLORIDA	9.0	11	7	6	1	8	2	0	3	0	0	0	2	0	8-7	13-8	5	3.75
Mar 23	at UAB	8.0	9	5	4	2	10	1	0	1	2	0	0	0	0	4-5	13-9	5	3.78
Totals		193.0	174	91	81	59	201	28	1	26	17	5	10	17	0	122-91	13-9	5	3.78

2022 CUMULATIVE STATS



Crimson Tide Baseball
Overall Statistics for Alabama (as of Mar 24, 2022)
(All games Sorted by Batting avg)



Record: 13-9 Home: 13-4 Away: 0-5 Conference: 1-2

Player	avg	gp-gs	ab	r	h	2b	3b	hr	rbi	tb	slg%	bb	hp	so	gdp	ob%	sf	sh	sb-att	po	a	e	fld%
Tommy Seidl	.377	20-20	77	14	29	7	0	1	14	39	.506	5	2	10	1	.419	2	0	6-6	47	0	0	1.000
Zane Denton	.306	22-22	85	17	26	7	0	7	20	54	.635	11	0	16	0	.374	3	0	0-0	14	37	2	.962
Dominic Tamez	.305	21-21	82	5	25	3	0	2	11	34	.415	7	0	8	2	.352	2	0	0-0	175	13	1	.995
Jim Jarvis	.294	22-22	85	18	25	1	2	2	7	36	.424	8	3	11	1	.367	2	1	4-5	37	54	1	.989
Owen Diodati	.293	22-20	82	14	24	5	0	6	18	47	.573	5	2	17	2	.348	0	0	2-2	17	1	0	1.000
Andrew Pinckney	.286	22-20	70	16	20	4	2	2	7	34	.486	3	5	11	0	.359	0	0	1-2	42	0	0	1.000
Drew Williamson	.268	22-22	82	12	22	7	0	3	16	38	.463	7	3	18	0	.344	1	0	1-2	147	6	3	.981
Camden Hayslip	.333	4-2	9	2	3	0	0	1	2	6	.667	0	0	2	0	.333	0	0	0-0	4	0	1	.800
Bryce Eblin	.310	11-9	29	6	9	2	0	0	5	11	.379	4	2	4	1	.429	0	0	1-1	13	21	2	.944
Caden Rose	.304	16-15	46	5	14	2	0	0	4	16	.348	3	2	14	1	.365	1	1	1-1	19	16	0	1.000
William Hamiter	.292	7-7	24	2	7	3	0	0	3	10	.417	3	0	4	0	.370	0	0	0-0	17	0	0	1.000
Eric Foggo	.281	12-8	32	6	9	1	0	3	4	19	.594	3	0	9	0	.343	0	0	0-0	2	0	0	1.000
Davis Heller	.222	5-2	9	1	2	1	0	0	1	3	.333	0	0	4	1	.222	0	0	0-0	13	2	0	1.000
Will Hodo	.211	12-5	19	2	4	1	0	0	0	5	.263	2	0	8	0	.286	0	0	0-0	3	3	1	.857
Will Portera	.200	10-3	15	2	3	1	0	0	1	4	.267	1	2	2	0	.333	0	1	1-1	20	7	0	1.000
Graham Crawford	.000	4-0	3	0	0	0	0	0	0	0	.000	0	0	2	0	.000	0	0	0-0	3	3	0	1.000
Totals	.296	22	749	122	222	45	4	27	113	356	.475	62	21	140	9	.362	11	3	17-20	579	184	15	.981
Opponents	.239	22	729	91	174	28	1	26	84	282	.387	59	10	201	16	.303	3	7	19-23	556	194	16	.979

LOB - Team (168), Opp (138). DPs turned - Team (17), Opp (12). IBB - Team (1), Denton 1. Picked off - Rose 1, Pinckney 1, Jarvis 1, Tamez 1, Diodati 1, Denton 1.

(All games Sorted by Earned run avg)

Player	era	w-l	app	gs	cg	sho	sv	ip	h	r	er	bb	so	2b	3b	hr	b/avg	wp	hp	bk	sfa	sha
Grayson Hitt	2.33	1-0	5	5	0	0/0	0	19.1	19	10	5	7	22	3	0	2	.257	2	0	1	1	2
Garrett McMillan	3.00	2-1	5	5	0	0/0	0	30.0	20	10	10	6	29	1	0	5	.189	0	0	0	0	1
Jacob McNairy	3.26	4-0	6	2	0	0/0	0	19.1	17	7	7	4	17	1	0	2	.243	2	1	0	0	1
Antoine Jean	4.35	1-1	5	5	0	0/0	0	20.2	18	10	10	11	13	3	0	3	.228	1	0	0	0	2
Hunter Furtado	5.19	2-2	7	0	0	0/0	0	17.1	14	10	10	7	21	0	0	4	.219	0	2	1	0	0
Brock Guffey	0.00	2-0	6	0	0	0/0	1	12.0	10	1	0	3	9	4	0	0	.222	0	2	0	0	0
Eli Giles	0.00	0-0	2	0	0	0/0	0	2.0	1	0	0	0	1	0	0	0	.143	0	0	1	0	0
Hunter Hoopes	2.16	0-0	8	0	0	0/0	2	8.1	8	2	2	1	12	1	1	0	.258	0	0	1	0	0
Hagan Banks	2.89	0-1	5	2	0	0/0	0	9.1	2	3	3	3	6	0	0	0	.067	2	0	0	0	0
Dylan Ray	3.09	0-1	5	0	0	0/0	2	11.2	7	5	4	5	21	1	0	3	.167	1	1	0	0	0
Hunter Ruth	3.60	1-0	4	0	0	0/0	0	5.0	3	2	2	2	7	1	0	0	.200	0	1	0	1	0
Jake Leger	4.05	0-0	4	0	0	0/0	0	6.2	10	3	3	0	10	3	0	0	.345	3	0	1	0	0
Trace Moore	4.50	0-0	2	0	0	0/0	0	2.0	3	2	1	0	3	0	0	1	.333	0	0	0	0	0
Connor Ball	4.50	0-0	2	0	0	0/0	0	2.0	4	1	1	0	1	0	0	0	.444	1	1	0	0	0
Brayden Gainey	5.14	0-0	4	0	0	0/0	0	7.0	11	5	4	0	3	2	0	2	.355	0	0	0	1	0
Landon Green	7.36	0-0	3	0	0	0/0	0	3.2	4	3	3	3	6	1	0	0	.250	3	1	0	0	0
Luke Holman	8.31	0-2	7	0	0	0/0	0	8.2	13	9	8	5	8	4	0	0	.333	2	0	0	0	1
Ben Hess	9.00	0-1	3	3	0	0/0	0	5.0	6	5	5	2	8	3	0	2	.286	0	0	0	0	0
Braylon Myers	9.00	0-0	3	0	0	0/0	0	3.0	4	3	3	0	4	0	0	2	.333	0	1	0	0	0
Totals	3.78	13-9	22	22	0	0/0	5	193.0	174	91	81	59	201	28	1	26	.239	17	10	5	3	7
Opponents	5.63	9-13	22	22	0	2/2	6	185.1	222	122	116	62	140	45	4	27	.296	21	21	1	11	3

PB - Team (4), Tamez 3, Crawford 1, Opp (1). Pickoffs - Team (4), Guffey 1, Furtado 1, Ray 1, Hitt 1, Opp (6). SBA/ATT - Tamez (19-23), Furtado (4-5), Hitt (3-4), Green (3-3), McNairy (2-3), Ray (2-2), Gainey (2-2), Hoopes (2-2), Leger (0-1), McMillan (1-1).

2022 CUMULATIVE STATS



Crimson Tide Baseball
Overall Statistics for Alabama (as of Mar 24, 2022)
(All games Sorted by Fielding pct)



Player	c	po	a	e	fld%	dp	sba	csb	sba%	pb	ci
Tommy Seidl	47	47	0	0	1.000	0	0	0	---	0	0
Andrew Pinckney	42	42	0	0	1.000	0	0	0	---	0	0
Caden Rose	35	19	16	0	1.000	5	0	0	---	0	0
Will Portera	27	20	7	0	1.000	1	0	0	---	0	0
Owen Diodati	18	17	1	0	1.000	0	0	0	---	0	0
William Hamiter	17	17	0	0	1.000	0	0	0	---	0	0
Davis Heller	15	13	2	0	1.000	0	0	0	---	0	0
Jacob McNairy	6	2	4	0	1.000	0	2	1	.667	0	0
Graham Crawford	6	3	3	0	1.000	0	0	0	---	1	0
Brock Guffey	5	1	4	0	1.000	0	0	0	---	0	0
Antoine Jean	4	0	4	0	1.000	0	0	0	---	0	0
Hunter Furtado	2	1	1	0	1.000	0	4	1	.800	0	0
Garrett McMillan	2	1	1	0	1.000	0	1	0	1.000	0	0
Eric Foggo	2	2	0	0	1.000	0	0	0	---	0	0
Brayden Gainey	1	0	1	0	1.000	0	2	0	1.000	0	0
Trace Moore	1	0	1	0	1.000	0	0	0	---	0	0
Hagan Banks	1	0	1	0	1.000	0	0	0	---	0	0
Dominic Tamez	189	175	13	1	.995	0	19	4	.826	3	0
Jim Jarvis	92	37	54	1	.989	12	0	0	---	0	0
Drew Williamson	156	147	6	3	.981	17	0	0	---	0	0
Zane Denton	53	14	37	2	.962	4	0	0	---	0	0
Bryce Eblin	36	13	21	2	.944	7	0	0	---	0	0
Will Hodo	7	3	3	1	.857	0	0	0	---	0	0
Camden Hayslip	5	4	0	1	.800	0	0	0	---	0	0
Dylan Ray	3	0	2	1	.667	0	2	0	1.000	0	0
Grayson Hitt	4	1	1	2	.500	0	3	1	.750	0	0
Luke Holman	2	0	1	1	.500	0	0	0	---	0	0
Connor Ball	0	0	0	0	.000	0	0	0	---	0	0
Hunter Hoopes	0	0	0	0	.000	0	2	0	1.000	0	0
Landon Green	0	0	0	0	.000	0	3	0	1.000	0	0
Eli Giles	0	0	0	0	.000	0	0	0	---	0	0
Braylon Myers	0	0	0	0	.000	0	0	0	---	0	0
Hunter Ruth	0	0	0	0	.000	0	0	0	---	0	0
Ben Hess	0	0	0	0	.000	0	0	0	---	0	0
Jake Leger	0	0	0	0	.000	0	0	1	.000	0	0
Totals	778	579	184	15	.981	17	19	4	.826	4	0
Opponents	766	556	194	16	.979	12	17	3	.850	1	0

Hitting minimums - 1 Games 75% of Games

Pitching minimums - 1 Games 15 IP

2022 CUMULATIVE STATS [SEC]



Crimson Tide Baseball
Conference statistics for Alabama (as of Mar 24, 2022)
(Conference games only Sorted by Batting avg)



Record: 1-2 Home: 1-2 Away: 0-0 Conference: 1-2

Player	avg	gp-gs	ab	r	h	2b	3b	hr	rbi	tb	slg%	bb	hp	so	gdp	ob%	sf	sh	sb-att	po	a	e	fld%
Owen Diodati	.455	3-3	11	4	5	1	0	2	4	12	1.091	2	0	0	1	.538	0	0	0-0	3	0	0	1.000
Zane Denton	.333	3-3	12	3	4	0	0	1	4	7	.583	1	0	2	0	.357	1	0	0-0	3	3	1	.857
Will Hodo	.333	3-0	3	1	1	0	0	0	0	1	.333	0	0	1	0	.333	0	0	0-0	0	0	0	.000
Andrew Pinckney	.300	3-3	10	2	3	0	0	1	2	6	.600	0	2	3	0	.417	0	0	0-0	5	0	0	1.000
Dominic Tamez	.286	3-3	14	0	4	1	0	0	1	5	.357	0	0	2	0	.286	0	0	0-0	22	3	0	1.000
Bryce Eblin	.273	3-3	11	3	3	1	0	0	1	4	.364	1	0	3	0	.333	0	0	0-0	4	9	1	.929
Jim Jarvis	.231	3-3	13	0	3	0	0	0	2	3	.231	2	0	0	1	.333	0	0	0-0	6	9	0	1.000
Eric Foggo	.222	3-3	9	2	2	0	0	0	0	2	.222	1	0	4	0	.300	0	0	0-0	0	0	0	.000
Tommy Seidl	.100	3-3	10	3	1	0	0	0	0	1	.100	1	2	4	0	.308	0	0	0-0	10	0	0	1.000
Drew Williamson	.091	3-3	11	0	1	0	0	0	1	1	.091	1	0	2	0	.167	0	0	0-0	23	3	2	.929
Will Portera	.000	1-0	0	0	0	0	0	0	0	0	.000	0	0	0	0	.000	0	0	0-0	2	0	0	1.000
Totals	.260	3	104	18	27	3	0	4	15	42	.404	9	4	21	2	.339	1	0	0-0	81	29	5	.957
Opponents	.345	3	119	26	41	6	0	10	24	77	.647	9	1	26	4	.395	0	1	6-7	79	26	4	.963

LOB - Team (21), Opp (23). DPs turned - Team (4), Opp (2). Picked off - Pinckney 1.

(Conference games only Sorted by Earned run avg)

Player	era	w-l	app	gs	cg	sho	sv	ip	h	r	er	bb	so	2b	3b	hr	b/avg	wp	hp	bks	sfa	sha
Brock Guffey	0.00	0-0	1	0	0	0/0	0	3.0	4	1	0	2	2	2	0	0	.308	0	1	0	0	0
Braylon Myers	0.00	0-0	1	0	0	0/0	0	1.0	0	0	0	0	2	0	0	0	.000	0	0	0	0	0
Luke Holman	0.00	0-0	1	0	0	0/0	0	1.0	0	0	0	0	0	0	0	0	.000	0	0	0	0	0
Grayson Hitt	5.40	0-0	1	1	0	0/0	0	5.0	6	4	3	0	4	2	0	2	.316	0	0	0	0	0
Jacob McNairy	5.40	1-0	1	0	0	0/0	0	1.2	3	1	1	0	1	0	0	0	.375	0	0	0	0	0
Dylan Ray	7.71	0-0	1	0	0	0/0	0	2.1	2	2	2	1	3	0	0	1	.200	0	0	0	0	0
Jake Leger	7.71	0-0	1	0	0	0/0	0	2.1	4	2	2	0	2	2	0	0	.364	1	0	0	0	0
Garrett McMillan	9.00	0-1	1	1	0	0/0	0	5.0	8	5	5	2	7	0	0	2	.381	0	0	0	0	1
Antoine Jean	13.50	0-0	1	1	0	0/0	0	3.1	6	5	5	2	1	0	0	2	.375	0	0	0	0	0
Hunter Furtado	23.14	0-1	1	0	0	0/0	0	2.1	8	6	6	2	4	0	0	3	.533	0	0	0	0	0
Totals	8.00	1-2	3	3	0	0/0	0	27.0	41	26	24	9	26	6	0	10	.345	1	1	0	0	1
Opponents	5.47	2-1	3	3	0	0/0	1	26.1	27	18	16	9	21	3	0	4	.260	1	4	0	1	0

PB - Team (1), Tamez 1. Pickoffs - Team (1), Hitt 1, Opp (1). SBA/ATT - Tamez (6-7), Furtado (3-3), McNairy (1-1), McMillan (1-1), Ray (1-1), Hitt (0-1).

2022 CUMULATIVE STATS [SEC]



Crimson Tide Baseball
Conference statistics for Alabama (as of Mar 24, 2022)
(Conference games only Sorted by Fielding pct)

Player	c	po	a	e	fld%	dp	sba	csb	sba%	pb	ci
Dominic Tamez	25	22	3	0	1.000	0	6	1	.857	1	0
Jim Jarvis	15	6	9	0	1.000	3	0	0	---	0	0
Tommy Seidl	10	10	0	0	1.000	0	0	0	---	0	0
Andrew Pinckney	5	5	0	0	1.000	0	0	0	---	0	0
Owen Diodati	3	3	0	0	1.000	0	0	0	---	0	0
Will Portera	2	2	0	0	1.000	0	0	0	---	0	0
Grayson Hitt	1	0	1	0	1.000	0	0	1	.000	0	0
Garrett McMillan	1	1	0	0	1.000	0	1	0	1.000	0	0
Hunter Furtado	1	1	0	0	1.000	0	3	0	1.000	0	0
Brock Guffey	1	1	0	0	1.000	0	0	0	---	0	0
Drew Williamson	28	23	3	2	.929	4	0	0	---	0	0
Bryce Eblin	14	4	9	1	.929	3	0	0	---	0	0
Zane Denton	7	3	3	1	.857	1	0	0	---	0	0
Dylan Ray	2	0	1	1	.500	0	1	0	1.000	0	0
Will Hodo	0	0	0	0	.000	0	0	0	---	0	0
Jacob McNairy	0	0	0	0	.000	0	1	0	1.000	0	0
Jake Leger	0	0	0	0	.000	0	0	0	---	0	0
Luke Holman	0	0	0	0	.000	0	0	0	---	0	0
Braylon Myers	0	0	0	0	.000	0	0	0	---	0	0
Eric Foggo	0	0	0	0	.000	0	0	0	---	0	0
Antoine Jean	0	0	0	0	.000	0	0	0	---	0	0
Totals	115	81	29	5	.957	4	6	1	.857	1	0
Opponents	109	79	26	4	.963	2	0	0	---	0	0

Hitting minimums - 1 Games 75% of Games

Pitching minimums - 1 Games 15 IP

2022 TEAM MISCELLANEOUS STATS [OVERALL]



Crimson Tide Baseball Miscellaneous Stats for Alabama (as of Mar 24, 2022) (All games)



Multiple Hit Games	2	3	4	5+	Total
Tommy Seidl	3	6	-	-	9
Zane Denton	5	3	-	-	8
Owen Diodati	6	1	-	-	7
Dominic Tamez	3	3	-	-	6
Drew Williamson	6	-	-	-	6
Jim Jarvis	4	2	-	-	6
Andrew Pinckney	4	1	-	-	5
Eric Foggo	3	-	-	-	3
William Hamiter	3	-	-	-	3
Caden Rose	2	1	-	-	3
Bryce Eblin	2	-	-	-	2
Camden Hayslip	1	-	-	-	1
Will Hodo	1	-	-	-	1
TEAM	43	17	0	0	60

Multiple RBI Games	2	3	4	5+	Total
Zane Denton	3	3	-	-	6
Drew Williamson	4	-	1	-	5
Owen Diodati	4	-	-	-	4
Tommy Seidl	2	-	1	-	3
Dominic Tamez	3	-	-	-	3
Eric Foggo	1	-	-	-	1
Bryce Eblin	1	-	-	-	1
Jim Jarvis	1	-	-	-	1
Andrew Pinckney	1	-	-	-	1
TEAM	20	3	2	0	25

Hitting Streaks	Longest	Current
Drew Williamson	12	1
Jim Jarvis	12	-
Dominic Tamez	7	-
Owen Diodati	6	6
Zane Denton	6	-
Andrew Pinckney	6	2
Tommy Seidl	5	1
Caden Rose	4	2
William Hamiter	3	-
Bryce Eblin	3	3
Will Hodo	2	-
Camden Hayslip	2	-
Eric Foggo	2	-
Davis Heller	2	-
Will Portera	2	2

Reached Base Streaks	Longest	Current
Drew Williamson	16	3
Jim Jarvis	13	-
Zane Denton	10	-
Andrew Pinckney	10	2
Dominic Tamez	9	-
Owen Diodati	7	7
Caden Rose	5	2
Tommy Seidl	5	4
Bryce Eblin	4	3
William Hamiter	3	-
Will Hodo	2	-
Will Portera	2	2
Eric Foggo	2	2
Davis Heller	2	-
Camden Hayslip	2	-

2022 TEAM MISCELLANEOUS STATS [SEC]



Crimson Tide Baseball
Miscellaneous Stats for Alabama (as of Mar 24, 2022)
(Conference games only)




Multiple Hit Games	2	3	4	5+	Total
Owen Diodati	2	-	-	-	2
Dominic Tamez	-	1	-	-	1
Andrew Pinckney	1	-	-	-	1
Eric Foggo	1	-	-	-	1
Bryce Eblin	1	-	-	-	1
Zane Denton	-	1	-	-	1
TEAM	5	2	0	0	7


Multiple RBI Games	2	3	4	5+	Total
Owen Diodati	1	-	-	-	1
Zane Denton	-	1	-	-	1
TEAM	1	1	0	0	2

Hitting Streaks	Longest	Current
Jim Jarvis	3	3
Owen Diodati	3	3
Dominic Tamez	2	2
Bryce Eblin	2	2
Will Hodo	1	-
Eric Foggo	1	-
Tommy Seidl	1	-
Drew Williamson	1	-
Zane Denton	1	1
Andrew Pinckney	1	1

Reached Base Streaks	Longest	Current
Owen Diodati	3	3
Tommy Seidl	3	3
Zane Denton	3	3
Jim Jarvis	3	3
Drew Williamson	2	2
Bryce Eblin	2	2
Eric Foggo	2	2
Dominic Tamez	2	2
Andrew Pinckney	1	1
Will Hodo	1	-



1
WILL HODO
INF/OF L-R • 6-3 • 220 • Fr.
Waynesboro, Miss.
Wayne Academy



2
JIMMY THIES
INF R-R • 6-3 • 210 • Fr.
Fort Lauderdale, Fla.
St. Thomas Aquinas




3
DOMINIC TAMEZ
C R-R • 5-10 • 205 • Jr.
San Antonio, Texas
McLennan C.C./Arkansas/Lady Bird Johnson




4
CONNOR PRIELIPP
LHP L-L • 6-2 • 210 • Jr.
Tomah, Wis.
Tomah



5
GRAHAM CRAWFORD
C S-R • 5-11 • 190 • Jr.
Hattiesburg, Miss.
Pearl River C.C./Sumrall



7
CADEN ROSE
OF/INF R-R • 5-10 • 175 • So.
Madison, Ala.
Bob Jones




8
KADE WOODS
RHP R-R • 6-3 • 200 • Fr.
Monroe, La.
Ouachita Christian



9
NATHAN SHELTON
LHP L-L • 6-1 • 185 • Fr.
Tuscaloosa, Ala.
American Christian Academy



10
JIM JARVIS
INF L-R • 5-10 • 185 • Jr.
San Diego, Calif.
Clairemont



11
WILLIAM HAMITER
OF L-R • 5-11 • 190 • Jr.
Tuscaloosa, Ala.
Northridge




12
HUNTER FURTADO
LHP R-L • 6-4 • 185 • So.
Lake Worth, Fla.
Wake Forest/The King's Academy



13
BYRCE EBLIN
INF L-R • 5-11 • 185 • So.
Greenwood, Ind.
Center Grove



14
ANTOINE JEAN
LHP R-L • 6-1 • 180 • Jr.
Montreal, Quebec
Ecole Edouard-Montpetit



16
OWEN DIODATI
OF L-R • 6-2 • 220 • Jr.
Niagara Falls, Ontario
A.N. Myer




17
HUNTER SUTE
C L-R • 5-11 • 190 • Fr.
Tuscaloosa, Ala.
American Christian Academy




18
DREW WILLIAMSON
INF L-R • 6-4 • 225 • Sr.
Brewton, Ala.
T.R. Miller



19
TRACE MOORE
LHP L-L • 6-0 • 195 • Jr.
Miramar, Fla.
Palm Beach State/Broward




20
TOMMY SEIDL
OF R-R • 6-1 • 210 • Sr.
Wellesley, Mass.
Harvard/St. Sebastian's School



21
ANDREW PINCKNEY
OF R-R • 6-3 • 205 • R-So.
Peachtree City, Ga.
McIntosh




22
CAMDEN HAYSLIP
OF L-L • 6-2 • 205 • Fr.
Lebanon, Tenn.
Friendship Christian



23
BRANDON CLARKE
LHP L-L • 6-4 • 225 • Fr.
Ashburn, Va.
Independence




24
ERIC FOGGO
INF R-R • 6-5 • 255 • Gr.
Hilton Head, S.C.
Stetson/Hilton Head



25
DAVIS HELLER
INF R-R • 6-8 • 250 • Jr.
Gilbert, Ariz.
South Mountain C.C./Mesquite



26
GRAYSON HITT
LHP R-L • 6-3 • 195 • So.
Germantown, Tenn.
Houston



27
BEN HESS
RHP R-R • 6-5 • 225 • Fr.
Charleston, Ill.
Charleston




28
ELI GILES
RHP R-R • 5-10 • 180 • So.
Mobile, Ala.
Faith Academy



29
BRAYDEN GAINNEY
RHP R-R • 6-0 • 200 • Jr.
Panama City, Fla.
Gulf Coast S.C./A. Crawford Mosley



30
JAKE LEGER
LHP L-L • 5-10 • 210 • Jr.
Lexington, Neb.
Iowa Western C.C./Lexington



31
WILL PORTERA
C/INF S-R • 5-10 • 185 • R-Fr.
Memphis, Tenn.
Memphis University School



32
BRAYLON MYERS
RHP L-R • 6-2 • 220 • Fr.
Bessemer, Ala.
Oak Grove



33
LUKE HOLMAN
RHP R-R • 6-4 • 185 • Fr.
Sinking Spring, Pa.
Wilson




34
JACOB MCNAIRY
RHP R-R • 6-2 • 205 • Sr.
Athens, Ala.
Athens




35
JAKE EDDINGTON
RHP R-R • 6-2 • 185 • So.
Doniphan, Mo.
Doniphan



36
HAGAN BANKS
RHP R-R • 6-4 • 200 • Fr.
Plainville, Ga.
Calhoun




37
HUNTER RUTH
RHP R-R • 6-4 • 195 • R-Sr.
Gainesville, Fla.
Palm Beach State/Florida/Buchholz



38
DYLAN RAY
RHP R-R • 6-3 • 230 • R-Fr.
New Market, Ala.
Bob Jones



39
GARRETT McMILLAN
RHP/INF L-R • 6-4 • 230 • Jr.
Tuscaloosa, Ala.
Shelton State C.C./Hillcrest



40
BROCK GUFFEY
LHP S-L • 6-1 • 190 • R-Sr.
Hoover, Ala.
Hoover



41
CONNOR BALL
LHP L-L • 6-0 • 170 • Fr.
Sterrett, Ala.
Chelsea



44
ZANE DENTON
INF S-R • 6-0 • 200 • Jr.
Brentwood, Tenn.
Ravenwood



48
LANDON GREEN
RHP R-R • 6-1 • 200 • R-Jr.
Helena, Ala.
Helena



88
HUNTER HOOPES
RHP R-R • 6-1 • 195 • Sr.
Fairfax, Va.
John A. Logan C.C./UNC Asheville/W.T. Woodson



6
BRAD BOHANNON
5th Year Head Coach
Berry College, 1998



15
JASON JACKSON
5th Year Assistant Coach (Pitching)
Florida State, 2000



42
MATT REIDA
1st Year Assistant Coach (Rec. Coord.)
Kentucky, 2014



45
HUNTER MORRIS
1st Year Assistant Coach (Hitting)
Auburn, 2017



JACK HOEHL
5th Year Director of Operations
Auburn, 2012



SEAN STRYKER
5th Year Athletic Trainer
Penn State, 2012



BRETT PRICE
4th Year Strength & Conditioning
Troy, 2013